2022 ADA RAMP REPLACEMENTS

CITY OF ROSEBURG, DOUGLAS COUNTY, OREGON

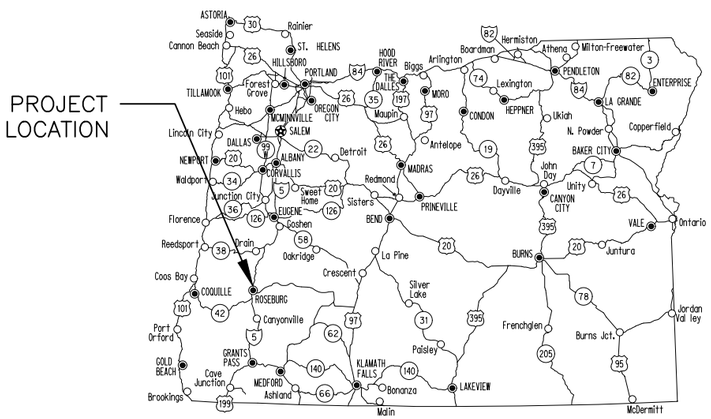

VICINITY MAP
NTS

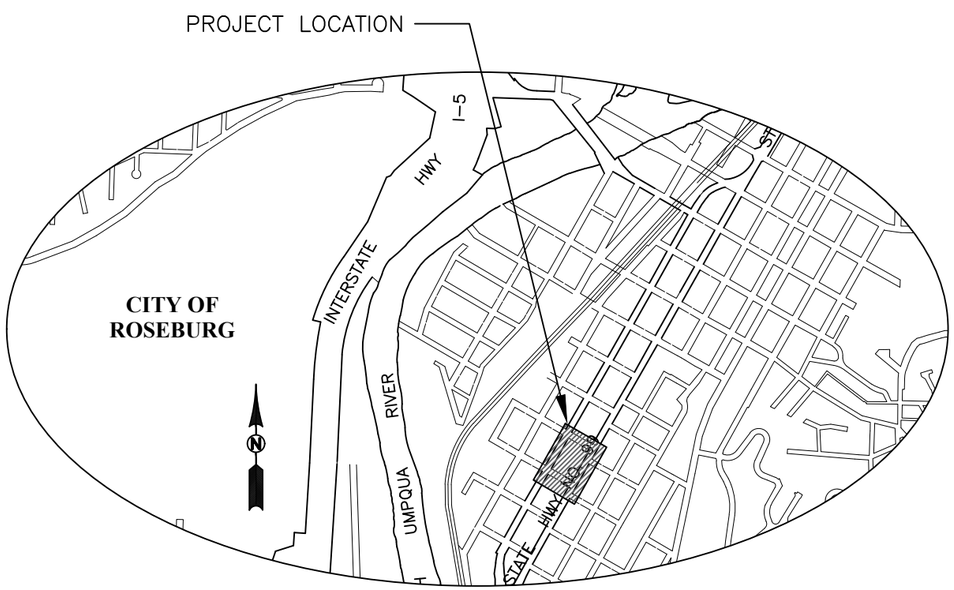

LOCATION MAP
NTS

CITY OF ROSEBURG
PROJECT NUMBER 22PW05

GENERAL NOTES:

1. THE 2021 EDITION OF THE STANDARD SPECIFICATIONS FOR CONSTRUCTION PREPARED BY THE OREGON DEPARTMENT OF TRANSPORTATION AND THE AMERICAN PUBLIC WORKS ASSOCIATION OREGON CHAPTER WILL BE CONSIDERED THE STANDARD SPECIFICATIONS
2. TRENCH BACKFILL SHALL BE CLASS B WITHIN ALL STREET RIGHT OF WAYS AND UNDER ALL PARKING LOTS, AND CLASS A (SUITABLE EXCAVATED MATERIAL) ELSEWHERE, UNLESS SHOWN DIFFERENT ON TRENCH DETAIL OR IN SPECIFICATIONS. ALL TRENCHES WILL BE COMPACTED WITH HAND-OPERATED PNEUMATIC COMPACTOR.
3. THE CONTRACTOR SHALL REPLACE ANY AND ALL SURVEY MONUMENTS WHICH ARE AFFECTED BY THE CONSTRUCTION. ALL MONUMENTS WILL BE RESET BY A LICENSED LAND SURVEYOR.
4. LOCATIONS SHOWN ON ENGINEERING DRAWINGS ARE APPROXIMATE. ELECTRONIC DATA WILL BE PROVIDED TO THE CONTRACTOR.
5. CONTRACTOR SHALL MAINTAIN A MINIMUM HORIZONTAL SEPARATION OF TEN (10) FEET BETWEEN WATER MAINS AND SEWER MAINS MEASURED EDGE TO EDGE. (SEE OAR 340-052, DIVISION 52, APPENDIX A AND OAR 333-061-0050(9))
6. INSULATED COPPER TONING WIRE APPROVED FOR DIRECT BURY SHALL BE PLACED IN ALL TRENCHES WHERE PIPE HAS BEEN LAID. ALL TONE WIRE SHALL BE TESTED PRIOR TO ACCEPTANCE.
7. THE CONTRACTOR SHALL NOTIFY ALL AFFECTED UTILITY COMPANIES FOR LOCATIONS OF MAINLINE AND SERVICE LINE LOCATIONS PRIOR TO DIGGING. CONTRACTOR TO CONTACT ONE-CALL AT LEAST 48 HOURS PRIOR TO CONSTRUCTION AT 1-800-332-2344.
   ATTENTION:
   OREGON LAW REQUIRES YOU TO FOLLOW RULES ADOPTED BY THE OREGON UTILITY NOTIFICATION CENTER. THOSE RULES ARE SET FORTH IN THE OAR 952-001-0010 THROUGH OAR 952-001-0090. YOU MAY OBTAIN COPIES OF THE RULES BY CALLING THE CENTER. (NOTE: THE ADMINISTRATIVE TELEPHONE NUMBER FOR THE OREGON UTILITY NOTIFICATION CENTER IS (503) 232-1987).
8. ENGINEER AND CITY TO BE NOTIFIED FOR INSPECTION AS SHOWN ON SCHEDULE OR AS SPECIFIED IN "GENERAL NOTES" FOR THAT SPECIFIC CONSTRUCTION ITEM.
9. CONTRACTOR TO FIELD VERIFY TYPE, LOCATION, AND ELEVATIONS OF EXISTING UNDERGROUND UTILITIES PRIOR TO INSTALLATION OF NEW PIPING.
10. COMPACTION TESTING IS REQUIRED ON ALL MAINLINE TRENCHES, SUBGRADE AND BASE ROCK MATERIALS. TESTING SHALL CONFORM TO SECTION 00405 FOR TRENCHES AND SECTION 00330 FOR SUBGRADE. AGGREGATE BASE MATERIAL SHALL BE PLACED IN CONFORMANCE WITH SECTION 00640 WITH THE EXCEPTION THAT COMPACTION OF EACH LAYER SHALL BE CONTINUED UNTIL A DENSITY OF NOT LESS THAN 95% OF MAXIMUM DENSITY AS DETERMINED BY AASHTO T99 (OR 90% AS DETERMINED BY ASTM D 1557 (OR AASHTO T 180)). FREQUENCY OF TESTING SHALL BE A MINIMUM OF 3 TESTS PER LIFT. WHEN QUANTITY EXCEEDS 2000 TONS PER LIFT, THEN ADDITIONAL TESTING IS REQUIRED AT THE RATE OF 3 TESTS PER 2000 TONS. ALL TEST RECORDS SHALL BE SUBMITTED TO THE ENGINEER BY THE FOLLOWING DAY.
11. STANDARD DRAWINGS SHOWN ON PLANS ARE SUBJECT TO CHANGE WITHOUT NOTIFICATION. CONTRACTOR TO VERIFY WITH AGENCY PRIOR TO CONSTRUCTION.
12. A PRE CONSTRUCTION CONFERENCE WITH THE CITY AND ALL INTERESTED PARTIES SHALL BE HELD PRIOR TO ANY CONSTRUCTION.
13. GENERAL CONTRACTOR AND ALL SUB-CONTRACTORS SHALL BE RESPONSIBLE FOR PRODUCING ALL THEIR OWN QUANTITY TAKEOFFS AS NEEDED FOR BIDDING THIS PROJECT. ALL QUANTITIES SHOWN ARE FOR REFERENCE ONLY.
14. CONTRACTOR SHALL FOLLOW SECTION 00220 OF THE STANDARD SPECIFICATIONS AND MODIFICATIONS OF 00220 PER THE TECHNICAL SPECIFICATIONS FOR TEMPORARY PEDESTRIAN ACCESSIBLE ROUTES AND TRAFFIC CONTROL.

LEGEND

(ELEV.)	EXISTING CONTOUR ELEV.
ELEV.	NEW CONTOUR ELEV.
	EXISTING EDGE OF AC OR GRAVEL
	SAW CUT
	EXISTING RIGHT-OF-WAY
	NEW RIGHT-OF-WAY
	EXISTING SANITARY SEWER (SS)
	NEW SANITARY SEWER (SS)
	EXISTING PRESSURE SEWER (PS)
	NEW PRESSURE SEWER (PS)
	EXISTING STORM SEWER (STS)
	NEW STORM SEWER (STS)
W	EXISTING WATER
W	NEW WATER
	EXISTING POWER (UNDERGROUND)
	EXISTING POWER (OVERHEAD)
UGU	NEW UNDERGROUND (TV, POWER, PHONE)
	NEW ELECTRICAL CONDUIT
	EXISTING GAS
TV	EXISTING CABLE TV
X	EXISTING FENCE
	NEW FENCE
	SILT FENCE (S-F)
TC	TOP OF CURB
FL	FLOW LINE
AC	ASPHALT
CONC	CONCRETE
FF	FINISH FLOOR
FG	FINISH GRADE
OG	ORIGINAL GROUND

	MANHOLE (MH)
	CURB INLET (CI)
	CATCH BASIN (CB)
	CLEANOUT
	FIRE HYDRANT
	VALVE
	WATER METER
	BLOWOFF
	POWER POLE
	LIGHT POLE
	GUY WIRE
	POWER PEDESTAL
	TELEPHONE PEDESTAL
	GAS METER
	CABLE TV PEDESTAL
MAIL	MAIL BOX
	FLOW DIRECTION ARROW
	TREE (EVERGREEN)
	TREE (DECIDUOUS)
DETAIL # SHEET #	DETAIL REFERENCE
	NEW CONCRETE
	NEW AC PAVEMENT
	NEW CONC W/ RIVER ROCK

SHEET INDEX:

STANDARD DRAWINGS LIST:

ODOT STANDARD DRAWINGS:

RD300	TRENCH BACKFILL, BEDDING, PIPE ZONE AND MULTIPLE INSTALLATIONS
RD339	PIPE TO STRUCTURE CONNECTIONS
RD364	CONCRETE INLETS TYPE G-1, G-2, G-2M, & G-2MA
RD366	CONCRETE INLETS TYPE CG-1, CG-2
RD371	CONCRETE INLET BASE TYPE CG-3
RD372	CONCRETE INLET TOP, OPTION 1 TYPE CG-3
RD700	CURBS
RD720	CURB LINE SIDEWALKS
RD722	SIDEWALK JOINTS AND TRANSITION PANELS
RD900	CURB RAMP COMPONENTS AND LEGEND
RD902	DETECTABLE WARNING SURFACE DETAILS
RD904	DETECTABLE WARNING SURFACE PLACEMENT FOR CURB RAMPS
RD905	DETECTABLE WARNING SURFACE PLACEMENT FOR DIRECTIONAL CURBS
RD910	PERPENDICULAR CURB RAMP
RD912	PERPEDNICULAR CURB RAMP
RD920	PARALLEL CURB RAMP
RD930	COMBINATION CURB RAMP
RD938	COMINATION CURB RAMP SINGLE
RD1010	INLET PROTECTION TYPE 2, 3, 6, 7, 10, AND 11
TM530	INTERSECTION PAVEMENT MARKINGS (CROSSWALK, STOP BAR & BIKE LANE STENCIL)

ASBESTOS SPECIAL NOTE

MATERIALS CONTAINING ASBESTOS MAY BE PRESENT IN UNDERGROUND PIPE SYSTEMS. ALL APPROPRIATE FEDERAL, STATE, COUNTY AND MUNICIPAL RULES, REGULATIONS AND GUIDELINES MUST BE FOLLOWED WHEN WORKING WITH ASBESTOS-CONTAINING MATERIAL. NONFRIABLE MATERIAL MUST BE HANDLED, TRANSPORTED AND DISPOSED OF IN A WAY THAT PREVENTS IT FROM BECOMING FRIABLE AND RELEASING ASBESTOS FIBERS. IF AC PIPE IS SHATTERED, DAMAGED OR BADLY WEATHERED, IT IS CONSIDERED TO BE FRIABLE AND WILL LIKELY RELEASE ASBESTOS FIBERS. DEQ LICENSED ASBESTOS ABATEMENT CONTRACTOR USING DEQ CERTIFIED WORKERS MUST REMOVE ALL FRIABLE ASBESTOS MATERIAL. ANY AND ALL PERMITS AND FEES THAT ARE REQUIRED BY THE DEQ, DOUGLAS, COUNTY AND ANY OTHER REGULATORY AGENCY MUST BE OBTAINED BY THE CONTRACTOR PRIOR TO DISPOSING OF THE ASBESTOS CONTAINING MATERIAL. FOR INFORMATION ABOUT ASBESTOS RULES, CONTACT THE DEQ WESTERN REGION OFFICE IN MEDFORD, OREGON.

REGISTERED PROFESSIONAL ENGINEER
81111PE
OREGON
JANUARY 14, 2022
NICHOLAS R. JONES

Digitally signed by Nicholas R. Jones
Date: 2022.02.02 14:22:16 -08'00'

EXPIRES: 06/30/2023

i.e. Engineering, inc.
civil
structural
surveying
architecture
planning
809 SE Pine St
Roseburg, OR
ieengineering.com

City of Roseburg
2022 ADA RAMP REPLACEMENTS
Roseburg

Designer: CPR	Date: 2/1/22
Drafter: ANV	Scale: N/A

COVER SHEET

SHEET NO. C.1

FINAL ELECTRONIC DOCUMENT AVAILABLE UPON REQUEST

LEGEND

⊙ ADA RAMP LOCATION

(#) SHEET NUMBER

N

0' 50' 100' 200'

SCALE: 1" = 100'

REGISTERED PROFESSIONAL ENGINEER
81111PE
OREGON
JANUARY 14, 2022
NICHOLAS R. JONES

Digitally signed by Nicholas R. Jones
Date: 2022.03.02 14:22:45 -08'00'

EXPIRES: 06/30/2023

i.e. civil structural surveying architecture planning

i.e. Engineering, inc.
809 SE Pine St
Roseburg, OR
ieengineering.com

City of Roseburg
2022 ADA RAMP REPLACEMENTS
Roseburg

Designer: CPR		Date:	2/1/22
Drafter: ANV		Scale:	1" = 100'

OVERALL PLAN

SHEET NO. C.2

FINAL ELECTRONIC DOCUMENT
AVAILABLE UPON REQUEST

NW CORNER

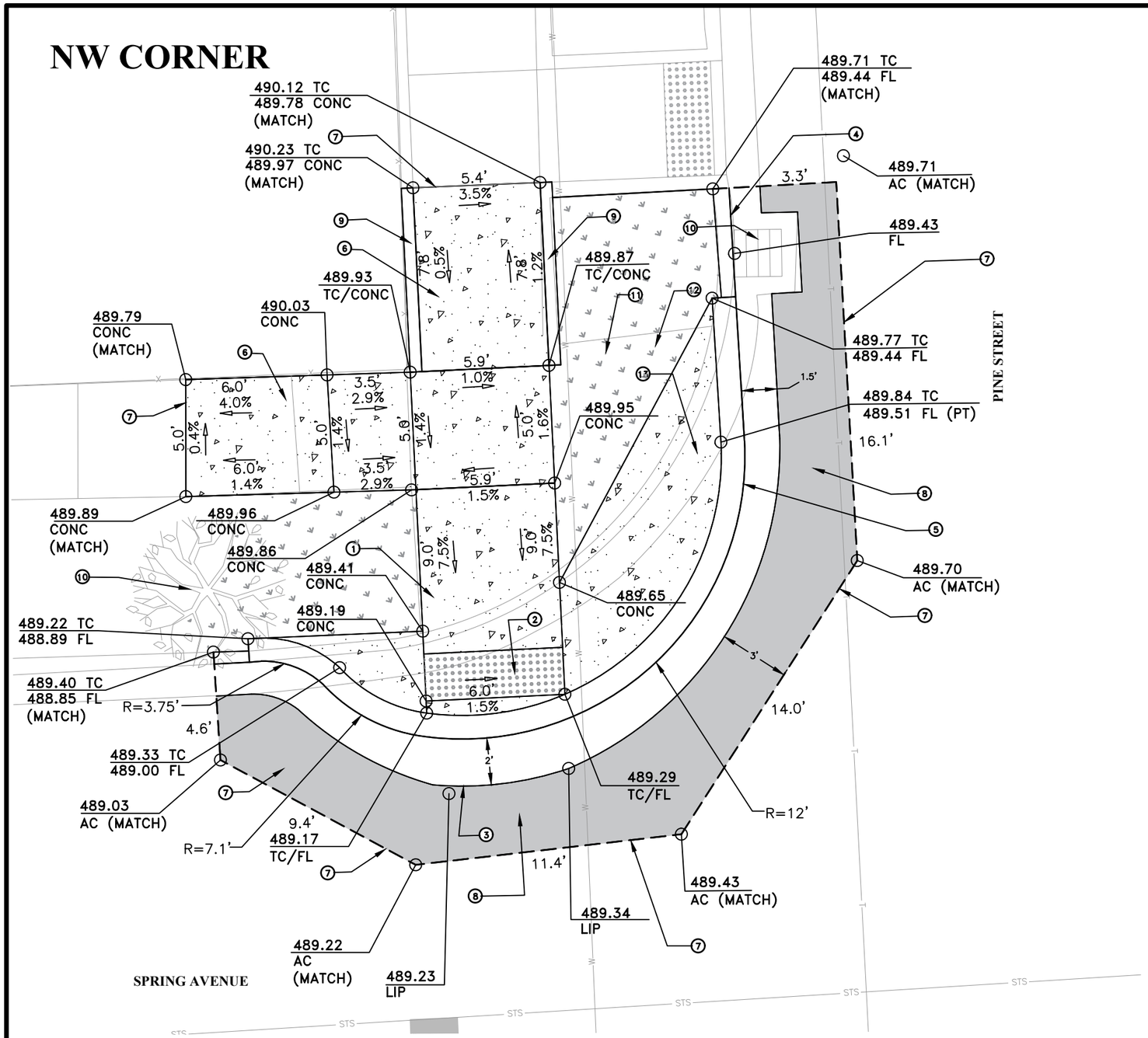

KEYED NOTES

1. CONSTRUCT CURB RAMP PER DETAIL RD938
2. INSTALL YELLOW DETECTABLE WARNING SURFACE, SEE DETAILS RD902, RD904, AND RD905
3. CONSTRUCT 2' GUTTER AT CURB RAMP LANDING/THROAT, SEE DETAIL 2/SD1
4. CONSTRUCT TYP. CURB AND GUTTER, SEE DETAIL RD700
5. CONSTRUCT LOW PROFILE MOUNTABLE CURB AND GUTTER, SEE DETAIL RD700
6. CONSTRUCT TRANSITION SIDEWALK PANEL, SEE DETAIL RD722
7. SAWCUT EXISTING (TYP), LENGTH AS SHOWN
8. RESTORE EXISTING ROADWAY
9. CONSTRUCT PEDESTRIAN CURB, SEE DETAIL 3/SD1
10. REMOVE AND REPLACE CONCRETE INLET TYPE G-2, SEE DETAIL RD364 INV. OUT: 2.08 FT BELOW FL
11. REMOVE EXISTING CONCRETE
12. PLACE TOPSOIL AND SEED MIX IN PLANTER AREA
13. MOUNTABLE CONCRETE INFIELDS SHALL BE A MINIMUM OF 6" THICK
14. INSTALL TYPE 3 OR TYPE 11 INLET PROTECTION, SEE DETAIL RD1010

0' 2.5' 5' 10'

SCALE: 1" = 5'

REGISTERED PROFESSIONAL ENGINEER 81111PE OREGON JANUARY 14, 2022 NICHOLAS R. JONES

Digitally signed by Nicholas R. Jones
Date: 2022.02.02 14:12:53 -08'00'

EXPIRES: 06/30/2023

FINAL ELECTRONIC DOCUMENT
AVAILABLE UPON REQUEST

i.e. civil structural surveying architecture planning

i.e. Engineering, inc.
809 SE Pine St
Roseburg, OR
ieengineering.com

City of Roseburg
2022 ADA RAMP REPLACEMENTS
Roseburg

Designer: CPR Date: 2/1/22
Drafter: ANV Scale: 1"=5'

ADA IMPROVEMENTS

SHEET NO. C.3

NE CORNER

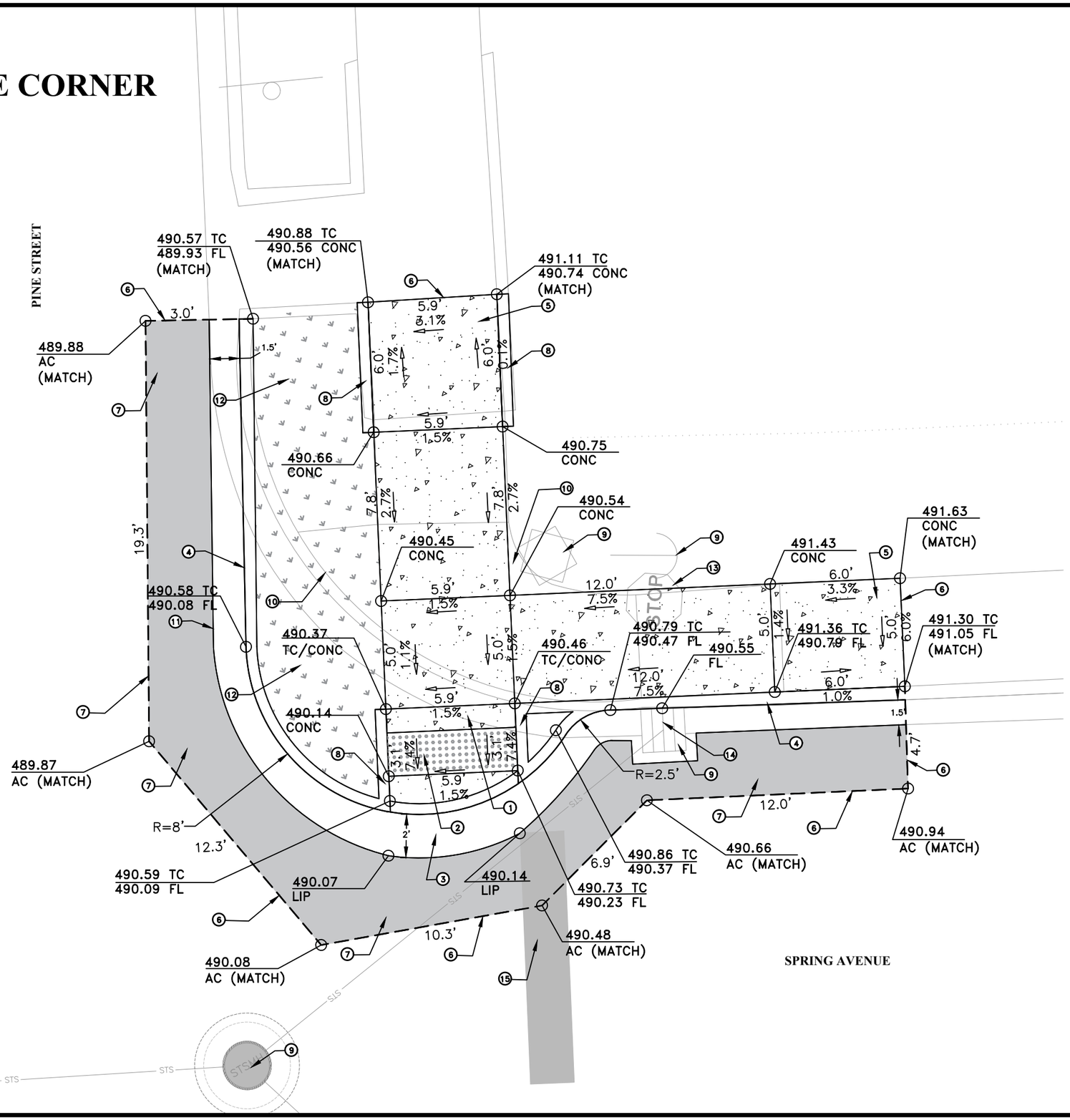

KEYED NOTES

1. CONSTRUCT CURB RAMP PER DETAILS RD912 AND RD938
2. INSTALL YELLOW DETECTABLE WARNING SURFACE, SEE DETAILS RD902, RD904, AND RD905
3. CONSTRUCT 2' GUTTER AT CURB RAMP LANDING/THROAT, SEE DETAIL 2/SD1
4. CONSTRUCT TYP. CURB AND GUTTER, SEE DETAIL RD700
5. CONSTRUCT TRANSITION SIDEWALK PANEL, SEE DETAIL RD722
6. SAWCUT EXISTING (TYP), LENGTH AS SHOWN
7. RESTORE EXISTING ROADWAY
8. CONSTRUCT PEDESTRIAN CURB, SEE DETAIL 3/SD1
9. REMOVE AND REPLACE CONCRETE INLET TYPE G-2, SEE DETAILS RD339 AND RD364
   INV. OUT: 2.50 FT BELOW FL
10. REMOVE EXISTING CONCRETE
11. REVERSE GUTTER PAN AS NEEDED FOR DRAINAGE
12. PLACE TOP SOIL & SEED MIX IN PLANTER AREA
13. REMOVE STOP SIGN AND RETURN TO CITY
14. INSTALL INLET PROTECTION TYPE 3 OR TYPE 11, SEE DETAIL RD1010
15. INSTALL STOP BAR PER DETAIL TM530

0' 2.5' 5' 10'

SCALE: 1"=5'

REGISTERED PROFESSIONAL ENGINEER
81111PE
OREGON
JANUARY 14, 2022
NICHOLAS R. JONES

Digitally signed by Nicholas R. Jones
Date: 2022.02.02 14:23:04 -08'00'

EXPIRES: 06/30/2023

FINAL ELECTRONIC DOCUMENT
AVAILABLE UPON REQUEST

civil
structural
surveying
architecture
planning

i.e. Engineering, inc.
809 SE Pine St
Roseburg, OR
ieengineering.com

City of Roseburg
2022 ADA RAMP REPLACEMENTS
Roseburg

Designer: CPR	Date: 2/1/22
Drafter: ANV	Scale: 1"=5'

ADA IMPROVEMENTS

SHEET NO. C.4

SW CORNER

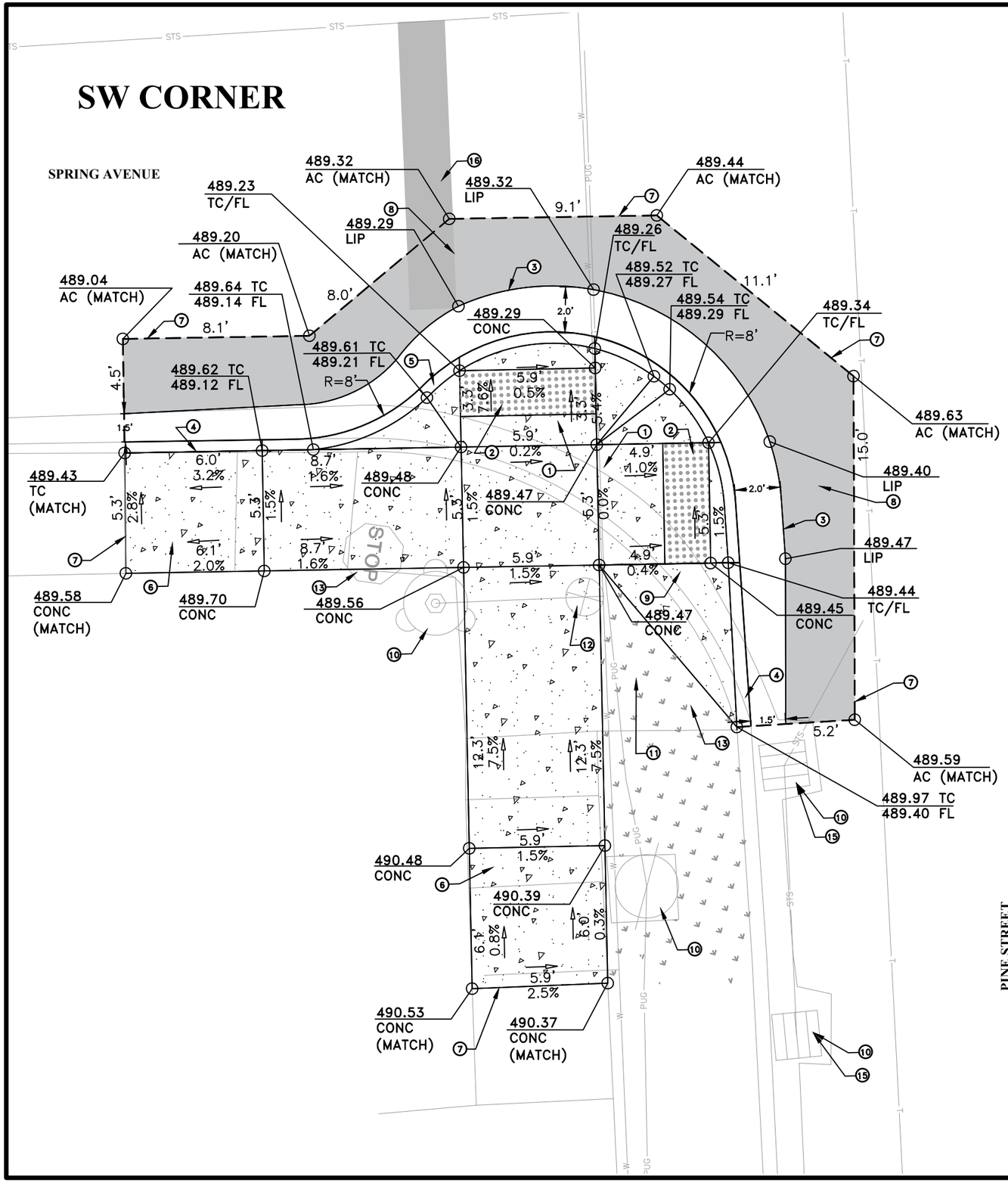

KEYED NOTES

1. CONSTRUCT CURB RAMP PER DETAIL RD912 AND RD938
2. INSTALL YELLOW DETECTABLE WARNING SURFACE, SEE DETAILS RD902, RD904, AND RD905
3. CONSTRUCT 2' GUTTER AT CURB RAMP LANDING/THROAT, SEE DETAIL 2/SD1
4. CONSTRUCT TYP. CURB AND GUTTER, SEE DETAIL RD700
5. CONSTRUCT MOUNTABLE CURB AND GUTTER, SEE DETAIL RD700
6. CONSTRUCT TRANSITION SIDEWALK PANEL, SEE DETAIL RD722
7. SAWCUT EXISTING (TYP), LENGTH AS SHOWN
8. RESTORE EXISTING ROADWAY.
9. CONSTRUCT PEDESTRIAN CURB, SEE DETAIL 3/SD1
10. PROTECT IN PLACE
11. REMOVE EXISTING CONCRETE
12. ADJUST WATER VALVE TO FINISH GRADE
13. PLACE TOP SOIL & SEED MIX IN PLANTER AREA
14. REMOVE STOP SIGN AND RETURN TO CITY
15. INSTALL TYPE 3 OR TYPE 11 INLET PROTECTION PER DETAIL RD1010
16. INSTALL STOP BAR PER DETAIL TM530

0' 2.5' 5' 10'

SCALE: 1"=5'

REGISTERED PROFESSIONAL ENGINEER
81111PE
OREGON
JANUARY 14, 2022
NICHOLAS R. JONES

Digitally signed by Nicholas R. Jones
Date: 2022.02.02 14:23:16 -08'00'

EXPIRES: 06/30/2023

FINAL ELECTRONIC DOCUMENT
AVAILABLE UPON REQUEST

i.e. civil structural surveying architecture planning

i.e. Engineering, inc.
809 SE Pine St
Roseburg, OR
ieengineering.com

City of Roseburg
2022 ADA RAMP REPLACEMENTS
Roseburg

Designer: CPR
Date: 2/1/22
Drafter: ANV
Scale: 1"=5'

ADA IMPROVEMENTS

SHEET NO.
C.5

SE CORNER

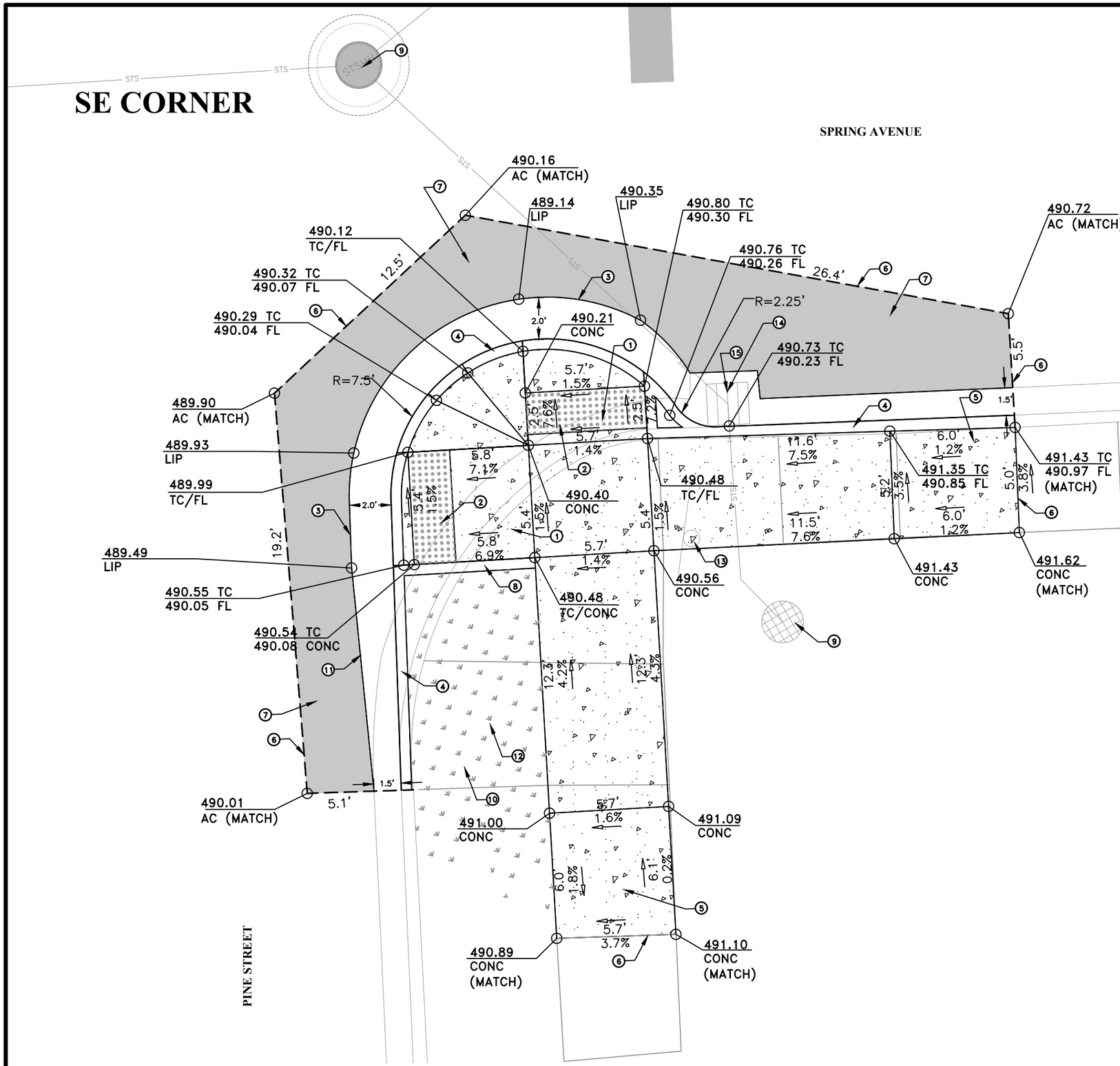

KEYED NOTES

1. CONSTRUCT CURB RAMP PER DETAILS RD912 AND RD938
2. INSTALL YELLOW DETECTABLE WARNING SURFACE, SEE DETAILS RD902, RD904, AND RD905
3. CONSTRUCT 2' GUTTER AT CURB RAMP LANDING/THROAT, SEE DETAIL 2/SD2
4. CONSTRUCT TYP. CURB AND GUTTER, SEE DETAIL RD700
5. CONSTRUCT TRANSITION SIDEWALK PANEL, SEE DETAIL RD722
6. SAWCUT EXISTING (TYP), LENGTH AS SHOWN
7. RESTORE EXISTING ROADWAY
8. CONSTRUCT PEDESTRIAN CURB, SEE DETAIL 3/SD2
9. PROTECT IN PLACE
10. REMOVE EXISTING CONCRETE
11. REVERSE GUTTER PAN AS NEEDED FOR DRAINAGE
12. PLACE TOP SOIL & SEED MIX IN PLANTER AREA
13. REMOVE SIGN AND RETURN TO CITY
14. REMOVE AND REPLACE CONCRETE INLET TYPE G-2 PER DETAIL RD339 AND RD364
    INV IN: 2.17 FT BELOW FL INV OUT: 2.33 FT BELOW FL
15. INSTALL TYPE 3 OR TYPE 11 INLET PROTECTION, SEE DETAIL RD1010

0' 2.5' 5' 10'
SCALE: 1"=5'

REGISTERED PROFESSIONAL ENGINEER
81111PE
OREGON
JANUARY 14, 2022
NICHOLAS R. JONES

Digitally signed by Nicholas R. Jones
Date: 2022.03.02 14:23:16 -08'00'

EXPIRES: 06/30/2023

FINAL ELECTRONIC DOCUMENT
AVAILABLE UPON REQUEST

i.e. civil structural surveying architecture planning

i.e. Engineering, inc.
809 SE Pine St
Roseburg, OR
ieengineering.com

City of Roseburg
2022 ADA RAMP REPLACEMENTS
Roseburg

Designer: CPR Date: 2/1/22
Drafter: ANV Scale: 1"=5'

ADA IMPROVEMENTS

SHEET NO.
C.6

NW CORNER

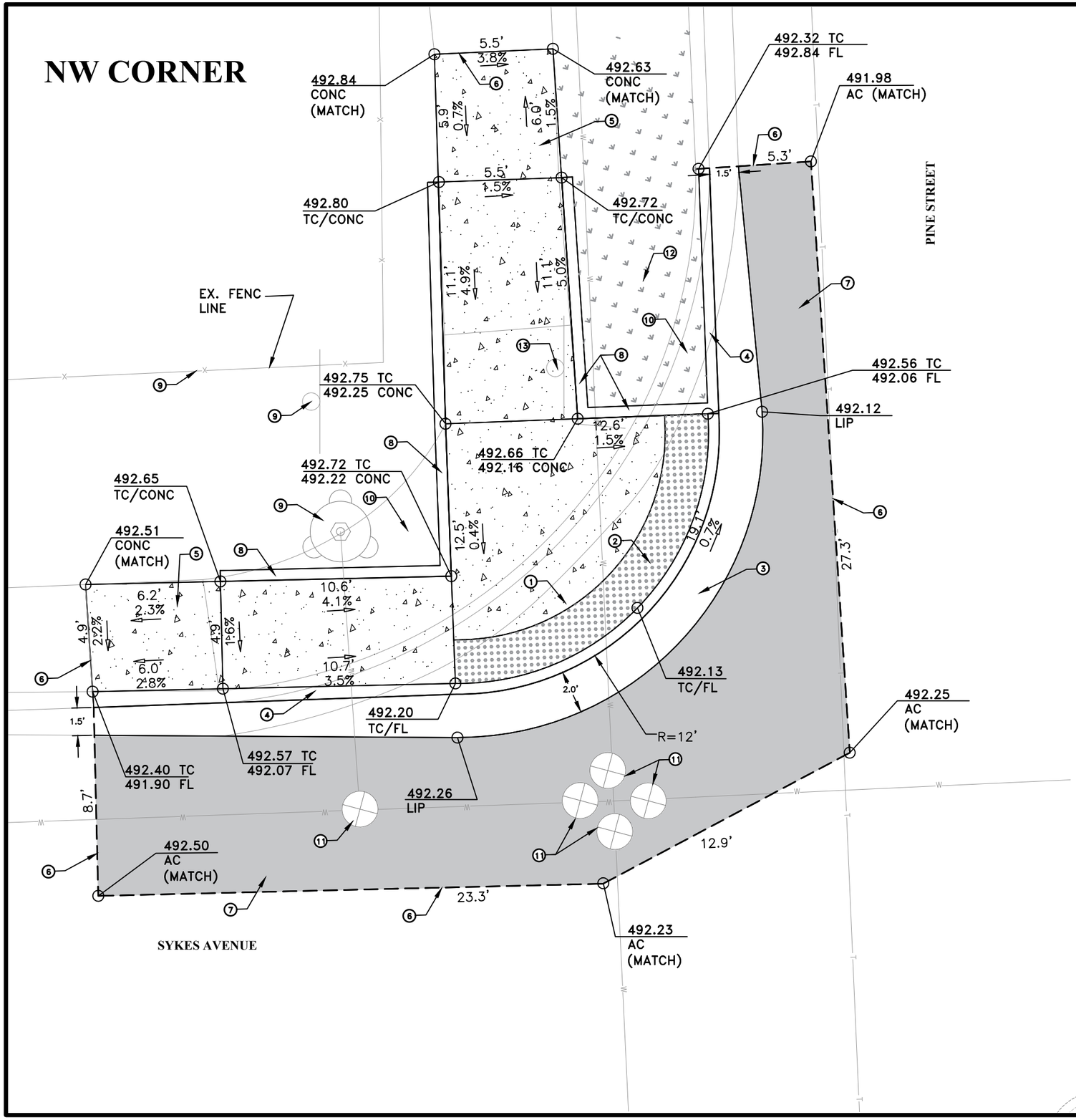

KEYED NOTES

1. CONSTRUCT CURB RAMP PER DETAILS RD920 AND RD938
2. INSTALL YELLOW DETECTABLE WARNING SURFACE ALONG THE RADIUS OF THE CURB RAMP, SEE DETAILS RD902, RD904, AND RD905
3. CONSTRUCT 2' GUTTER AT CURB RAMP LANDING/THROAT, SEE DETAIL 2/SD1
4. CONSTRUCT TYP. CURB AND GUTTER, SEE DETAIL RD700
5. CONSTRUCT TRANSITION SIDEWALK PANEL, SEE DETAIL RD722
6. SAWCUT EXISTING (TYP), LENGTH AS SHOWN
7. RESTORE EXISTING ROADWAY
8. CONSTRUCT PEDESTRIAN CURB, SEE DETAIL 3/SD1
9. PROTECT IN PLACE
10. REMOVE EXISTING CONCRETE
11. ADJUST WATER VALVE TO FINISH GRADE
12. PLACE TOPSOIL AND SEED MIX IN PLANTER AREA
13. REMOVE SIGN AND RETURN TO CITY

0' 2.5' 5' 10'

SCALE: 1"=5'

REGISTERED PROFESSIONAL ENGINEER
81111PE
OREGON
JANUARY 14, 2022
NICHOLAS R. JONES

Digitally signed by Nicholas R. Jones
Date: 2022.02.02 14:03:23 -08'00'

EXPIRES: 06/30/2023

FINAL ELECTRONIC DOCUMENT
AVAILABLE UPON REQUEST

civil
structural
surveying
architecture
planning

i.e. Engineering, inc.
809 SE Pine St
Roseburg, OR
ieengineering.com

City of Roseburg
2022 ADA RAMP REPLACEMENTS
Roseburg

Designer: CPR
Date: 2/1/22
Drafter: ANV
Scale: 1"=5'

ADA IMPROVEMENTS

SHEET NO.
C.7

NE CORNER

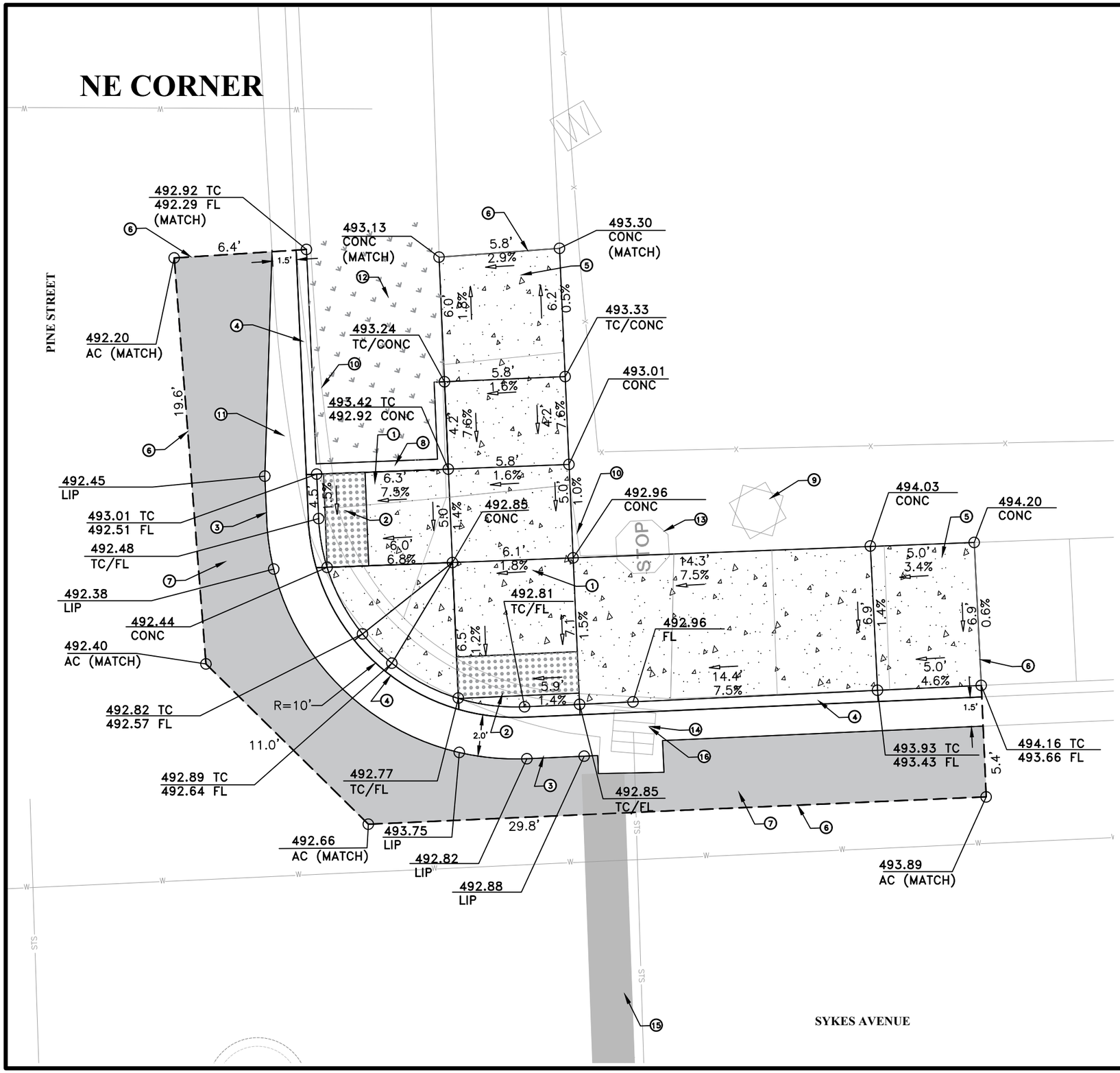

KEYED NOTES

1. CONSTRUCT CURB RAMP PER DETAILS RD912
2. INSTALL YELLOW DETECTABLE WARNING SURFACE, SEE DETAILS RD902, RD904, AND RD905
3. CONSTRUCT 2' GUTTER AT CURB RAMP LANDING/THROAT, SEE DETAIL 2/SD1
4. CONSTRUCT TYP. CURB AND GUTTER, SEE DETAIL RD700
5. CONSTRUCT TRANSITION SIDEWALK PANEL, SEE DETAIL RD722
6. SAWCUT EXISTING (TYP), LENGTH AS SHOWN
7. RESTORE EXISTING ROADWAY
8. CONSTRUCT PEDESTRIAN CURB, SEE DETAIL 3/SD1
9. PROTECT IN PLACE
10. REMOVE EXISTING CONCRETE
11. REVERSE GUTTER PAN AS NEEDED FOR DRAINAGE
12. PLACE TOP SOIL & SEED MIX IN PLANTER AREA
13. REMOVE STOP SIGN AND RETURN TO CITY
14. REMOVE AND REPLACE CONCRETE INLET TYPE G-2
    INV OUT: 1.42 FT BELOW FL
15. INSTALL STOP BAR PER DETAIL TM530
16. INSTALL TYPE 3 OR TYPE 11 INLET PROTECTION, SEE DETAIL RD1010

0' 2.5' 5' 10'

SCALE: 1"=5'

REGISTERED PROFESSIONAL ENGINEER
81111PE
OREGON
JANUARY 14, 2022
NICHOLAS R. JONES

Digitally signed by Nicholas R. Jones
Date: 2022.02.02 14:23:36 -08'00'

EXPIRES: 06/30/2023

FINAL ELECTRONIC DOCUMENT
AVAILABLE UPON REQUEST

i.e. civil structural surveying architecture planning

i.e. Engineering, inc.
809 SE Pine St
Roseburg, OR
ieengineering.com

City of Roseburg
2022 ADA RAMP REPLACEMENTS
Roseburg

Designer: CPR | Date: 2/1/22
Drafter: ANV | Scale: 1"=5'

ADA IMPROVEMENTS

SHEET NO. C.8

SW CORNER

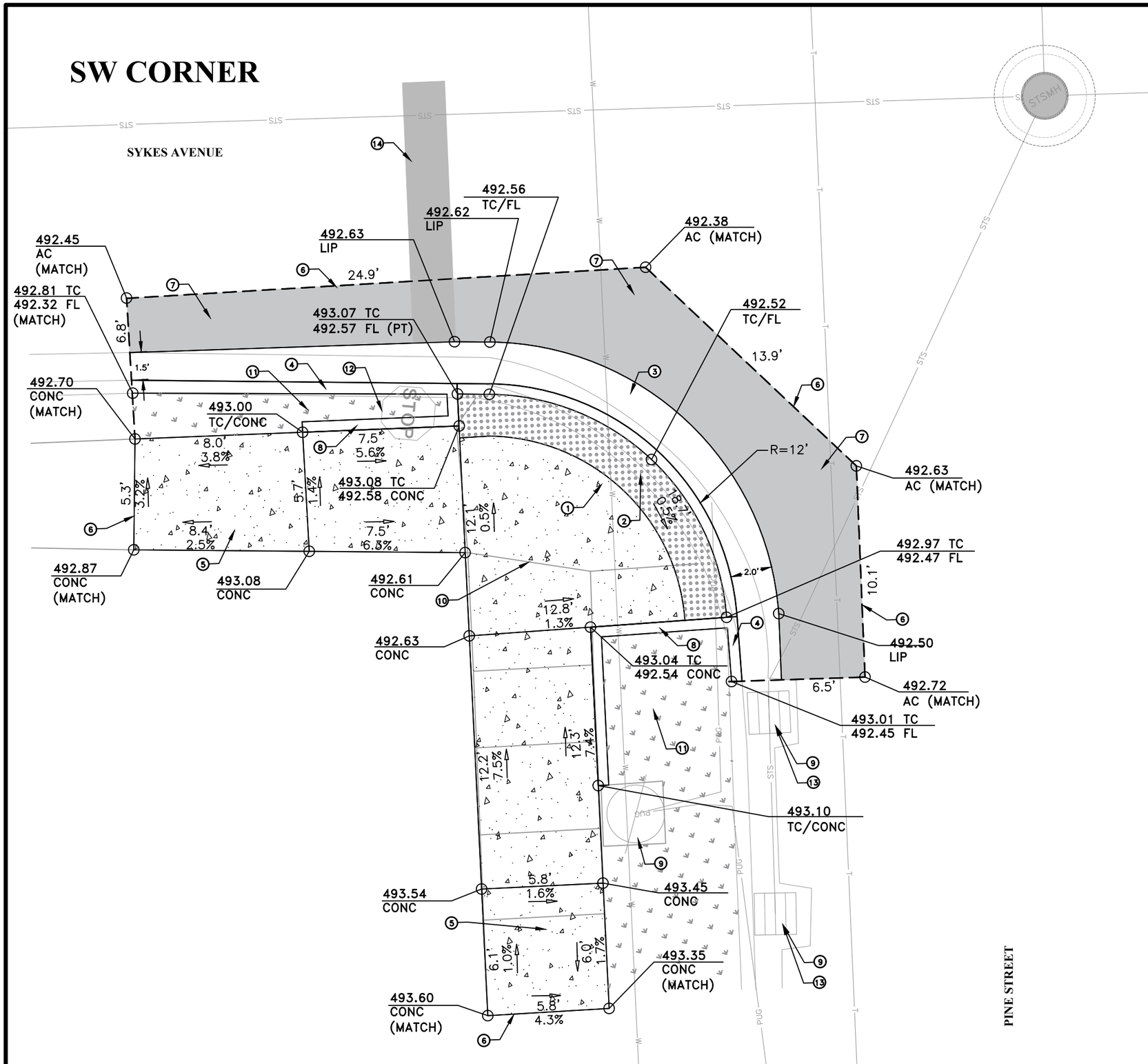

KEYED NOTES

1. CONSTRUCT CURB RAMP PER DETAILS RD920 AND RD938
2. INSTALL YELLOW DETECTABLE WARNING SURFACE, SEE DETAILS RD902 AND RD904
3. CONSTRUCT 2' GUTTER AT CURB RAMP LANDING/THROAT, SEE DETAIL 2/SD1
4. CONSTRUCT TYP. CURB AND GUTTER, SEE DETAIL RD700
5. CONSTRUCT TRANSITION SIDEWALK PANEL, SEE DETAIL RD722
6. SAWCUT EXISTING (TYP), LENGTH AS SHOWN
7. RESTORE EXISTING ROADWAY
8. CONSTRUCT PEDESTRIAN CURB, SEE DETAIL 3/SD1
9. PROTECT IN PLACE
10. REMOVE EXISTING CONCRETE
11. PLACE TOP SOIL & SEED MIX IN PLANTER AREA
12. REMOVE STOP SIGN AND RETURN TO CITY
13. INSTALL TYPE 3 OR TYPE 11 INLET PROTECTION PER DETAIL RD1010
14. INSTALL STOP BAR PER DETAIL TM530

0' 2.5' 5' 10'

SCALE: 1"=5'

REGISTERED PROFESSIONAL ENGINEER
81111PE
OREGON
JANUARY 14, 2022
NICHOLAS R. JONES

Digitally signed by Nicholas R. Jones
Date: 2022.02.02 14:13:44 -08'00'

EXPIRES: 06/30/2023

FINAL ELECTRONIC DOCUMENT
AVAILABLE UPON REQUEST

i.e. civil structural surveying architecture planning

i.e. Engineering, inc.
809 SE Pine St
Roseburg, OR
ieengineering.com

City of Roseburg
2022 ADA RAMP REPLACEMENTS
Roseburg

Designer: CPR	Date: 2/1/22
Drafter: ANV	Scale: 1"=5'

ADA IMPROVEMENTS

SHEET NO. C.9

SE CORNER

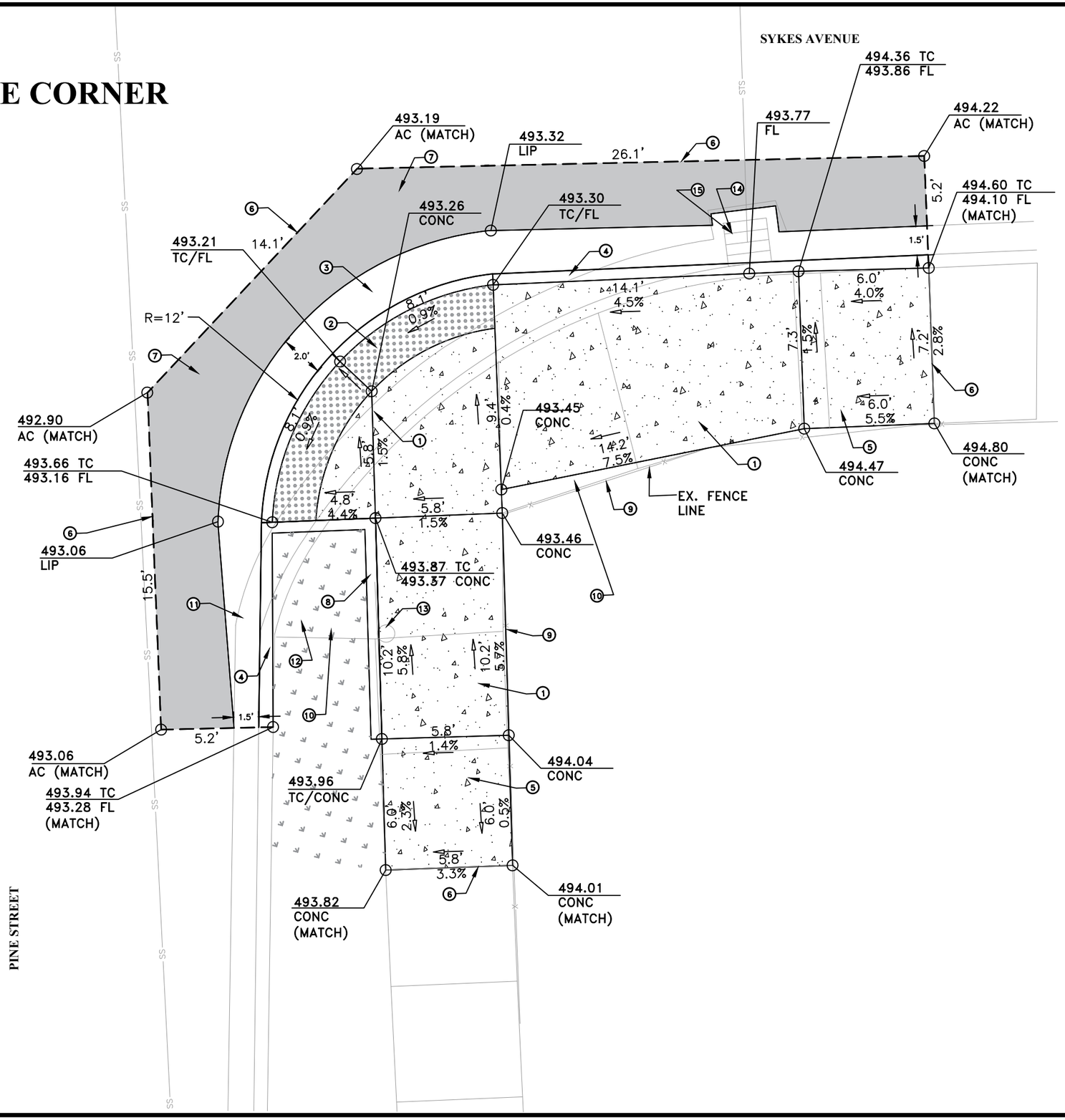

KEYED NOTES

1. CONSTRUCT CURB RAMP PER DETAILS RD920 AND RD938
2. INSTALL YELLOW DETECTABLE WARNING SURFACE, SEE DETAILS RD902 AND R904
3. CONSTRUCT 2' GUTTER AT CURB RAMP LANDING/THROAT, SEE DETAIL 2/SD1
4. CONSTRUCT TYP. CURB AND GUTTER, SEE DETAIL RD700
5. CONSTRUCT TRANSITION SIDEWALK PANEL, SEE DETAIL RD722
6. SAWCUT EXISTING (TYP), LENGTH AS SHOWN
7. RESTORE EXISTING ROADWAY
8. CONSTRUCT PEDESTRIAN CURB, SEE DETAIL 3/SD1
9. PROTECT IN PLACE
10. REMOVE EXISTING CONCRETE
11. REVERSE GUTTER PAN AS NEEDED FOR DRAINAGE
12. INSTALL SEED MIX IN PLANTER AREA
13. REMOVE SIGN AND RETURN TO CITY
14. REMOVE AND REPLACE CONCRETE INLET TYPE G-2
    INV OUT: 3.08 FT BELOW FL
15. INSTALL TYPE 3 OR TYPE 11 INLET PROTECTION, SEE DETAIL RD1010

0' 2.5' 5' 10'

SCALE: 1"=5'

REGISTERED PROFESSIONAL ENGINEER
81111PE
OREGON
JANUARY 14, 2022
NICHOLAS R. JONES

Digitally signed by Nicholas R. Jones
Date: 2022.02.02 14:23:52 -08'00'

EXPIRES: 06/30/2023

FINAL ELECTRONIC DOCUMENT
AVAILABLE UPON REQUEST

i.e. civil structural surveying architecture planning

i.e. Engineering, inc.
809 SE Pine St
Roseburg, OR
ieengineering.com

City of Roseburg
2022 ADA RAMP REPLACEMENTS
Roseburg

Designer: CPR	Date: 2/1/22
Drafter: ANV	Scale: 1"=5'

ADA IMPROVEMENTS

SHEET NO. C.10

SE CORNER

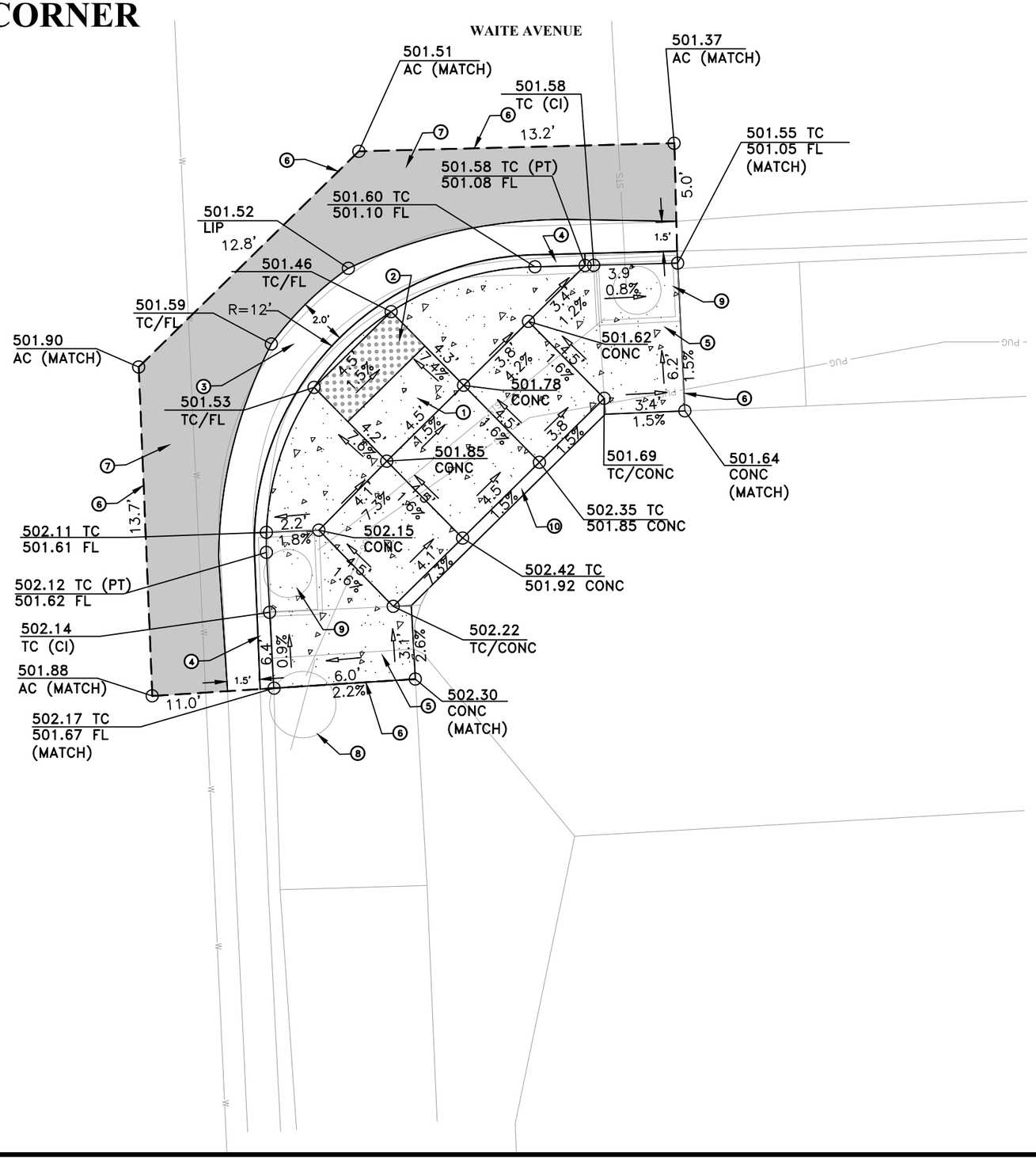

KEYED NOTES

1. CONSTRUCT CURB RAMP PER DETAILS RD910 AND RD938
2. INSTALL YELLOW DETECTABLE WARNING SURFACE, SEE DETAILS RD902 AND RD904
3. CONSTRUCT 2' GUTTER AT CURB RAMP LANDING/THROAT, SEE DETAIL 2/SD1
4. CONSTRUCT TYP. CURB AND GUTTER, SEE DETAIL RD700
5. CONSTRUCT TRANSITION SIDEWALK PANEL, SEE DETAIL RD722
6. SAWCUT EXISTING (TYP), LENGTH AS SHOWN
7. RESTORE EXISTING ROADWAY
8. PROTECT IN PLACE
9. REMOVE AND REPLACE CONCRETE INLETS TYPE CG-3 TO MATCH FINAL GRADE, CONTRACTOR TO FIELD VERIFY PIPE INVERT ELEVATIONS. SEE DETAIL RD339, RD366, RD371, AND RD372
10. CONSTRUCT PEDESTRIAN CURB, SEE DETAIL 3/SD1

0' 2.5' 5' 10'

SCALE: 1"=5'

REGISTERED PROFESSIONAL ENGINEER
81111PE
OREGON
JANUARY 14, 2022
NICHOLAS R. JONES

Digitally signed by Nicholas R. Jones
Date: 2022.03.02 14:10:08 -08'00'

EXPIRES: 06/30/2023

i.e. civil structural surveying architecture planning

i.e. Engineering, inc.
809 SE Pine St
Roseburg, OR
ieengineering.com

City of Roseburg
2022 ADA RAMP REPLACEMENTS
Roseburg

Designer: CPR Date: 2/1/22
Drafter: ANV Scale: 1"=5'

ADA IMPROVEMENTS

SHEET NO. C.11

FINAL ELECTRONIC DOCUMENT
AVAILABLE UPON REQUEST

NE CORNER

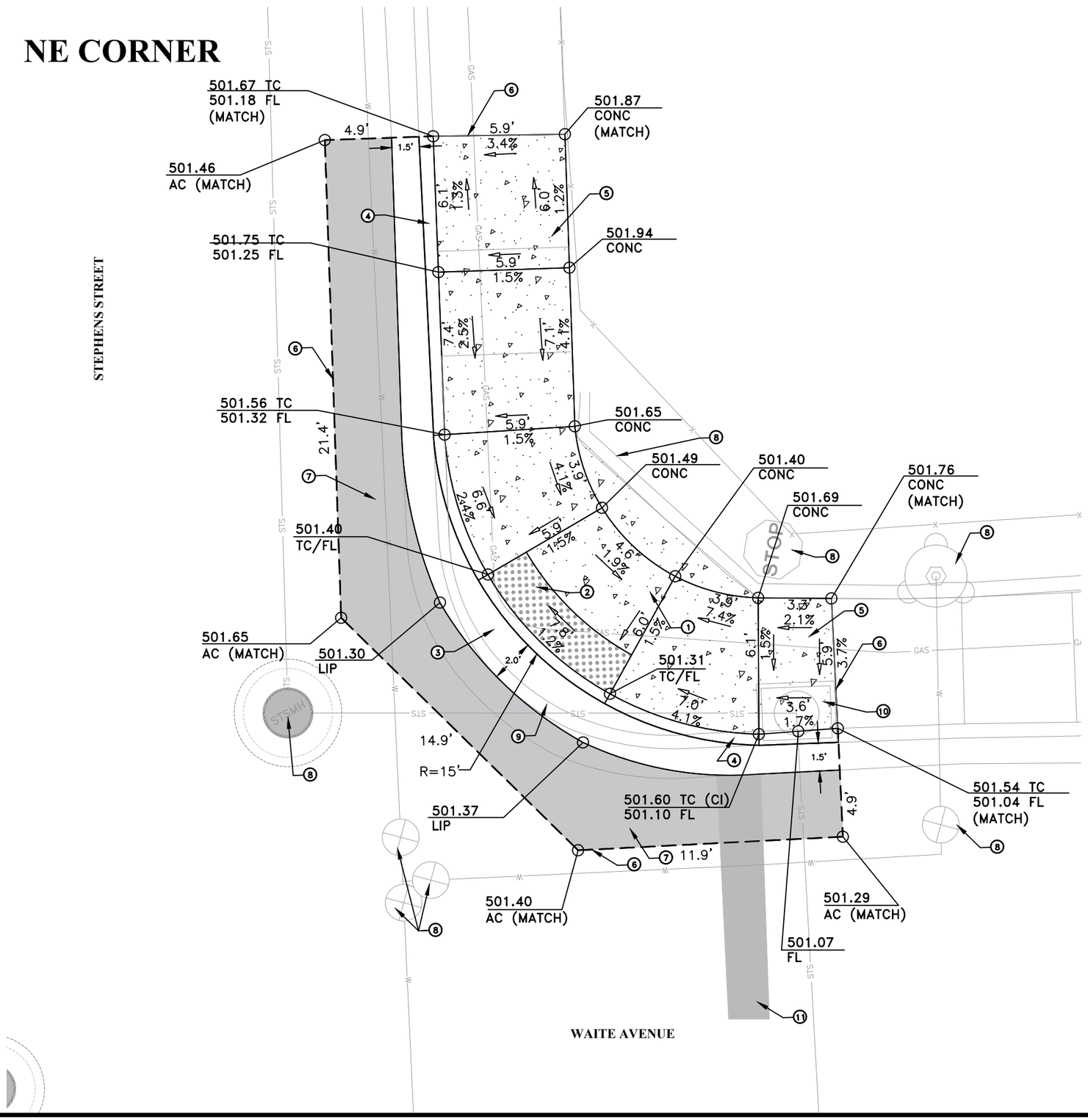

KEYED NOTES

1. CONSTRUCT CURB RAMP PER DETAILS RD920 AND RD938
2. INSTALL YELLOW DETECTABLE WARNING SURFACE, SEE DETAILS RD092 AND RD904
3. CONSTRUCT 2' GUTTER AT CURB RAMP LANDING/THROAT, SEE DETAIL 2/SD1
4. CONSTRUCT TYP. CURB AND GUTTER, SEE DETAIL RD700
5. CONSTRUCT TRANSITION SIDEWALK PANEL, SEE DETAIL RD722
6. SAWCUT EXISTING (TYP), LENGTH AS SHOWN
7. RESTORE EXISTING ROADWAY
8. PROTECT IN PLACE
9. REMOVE EXISTING CONCRETE
10. REMOVE AND REPLACE CONCRETE INLETS TYPE CG-3 AND MATCH TO FINAL GRADE. CONTRACTOR TO FIELD VERIFY PIPE INVERT. SEE DETAILS RD339, RD366, RD371, AND RD372
11. INSTALL STOP BAR PER DETAIL TM530

0' 2.5' 5' 10'

SCALE: 1"=5'

REGISTERED PROFESSIONAL ENGINEER
81111PE
OREGON
JANUARY 14, 2022
NICHOLAS R. JONES

Digitally signed by Nicholas R. Jones
Date: 2022.02.02 14:24:08 -08'00'

EXPIRES: 06/30/2023

civil
structural
surveying
architecture
planning

i.e. Engineering, inc.
809 SE Pine St
Roseburg, OR
ieengineering.com

City of Roseburg
2022 ADA RAMP REPLACEMENTS
Roseburg

Designer: CPR	Date: 2/1/22
Drafter: ANV	Scale: 1"=5'

ADA IMPROVEMENTS

SHEET NO. C.12

FINAL ELECTRONIC DOCUMENT AVAILABLE UPON REQUEST

SW CORNER

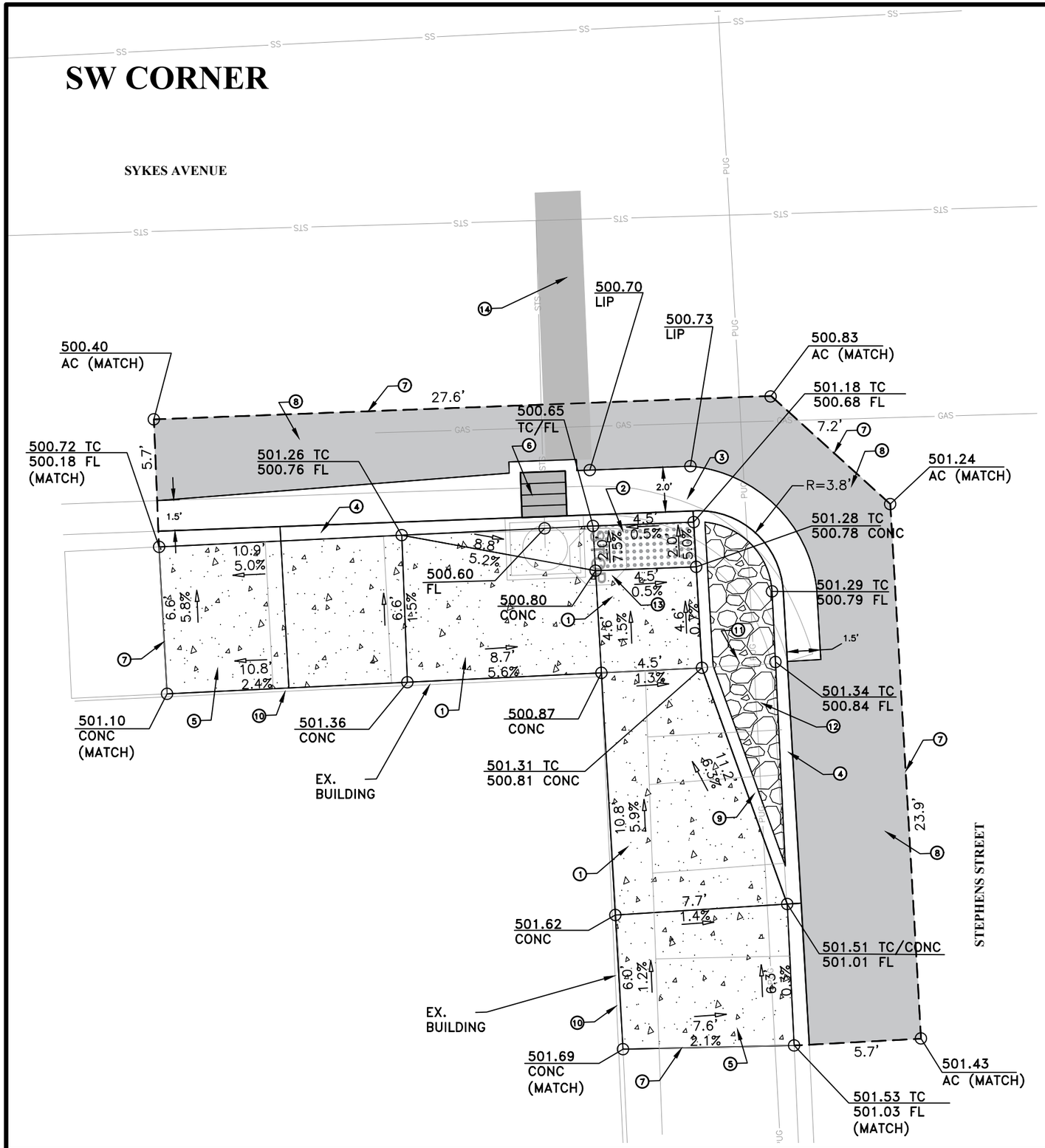

KEYED NOTES

1. CONSTRUCT CURB RAMP PER DETAIL RD910
2. INSTALL YELLOW DETECTABLE WARNING SURFACE, SEE DETAILS RD902 AND RD904
3. CONSTRUCT 2' GUTTER AT CURB RAMP LANDING/THROAT, SEE DETAIL 2/SD1
4. CONSTRUCT TYP. CURB AND GUTTER, SEE DETAIL RD700
5. CONSTRUCT TRANSITION SIDEWALK PANEL, SEE DETAIL RD722
6. REMOVE EXISTING CURB INLET AND REPLACE WITH CONCRETE INLET TYPE G-2 PER DETAILS RD339 AND RD364
7. SAWCUT EXISTING (TYP), LENGTH AS SHOWN
8. RESTORE EXISTING ROADWAY
9. CONSTRUCT PEDESTRIAN CURB, SEE DETAIL 3/SD1
10. PROTECT IN PLACE
11. REMOVE EXISTING CONCRETE
12. INSTALL CONCRETE WITH EXPOSED RIVER ROCK IN PLANTER AREA
13. REMOVE STOP SIGN AND RETURN TO CITY
14. INSTALL STOP BAR PER DETAIL TM530

0' 2.5' 5' 10'
SCALE: 1"=5'

REGISTERED PROFESSIONAL ENGINEER
81111PE
OREGON
JANUARY 14, 2022
NICHOLAS R. JONES

Digitally signed by Nicholas R. Jones
Date: 2022.02.02 14:21:16-08'00'

EXPIRES: 06/30/2023

civil
structural
surveying
architecture
planning

i.e. Engineering, inc.
809 SE Pine St
Roseburg, OR
ieengineering.com

City of Roseburg
2022 ADA RAMP REPLACEMENTS
Roseburg

Designer: CPR | Date: 2/1/22
Drafter: ANV | Scale: 1"=5'

ADA IMPROVEMENTS

SHEET NO. C.13

FINAL ELECTRONIC DOCUMENT
AVAILABLE UPON REQUEST

NW CORNER

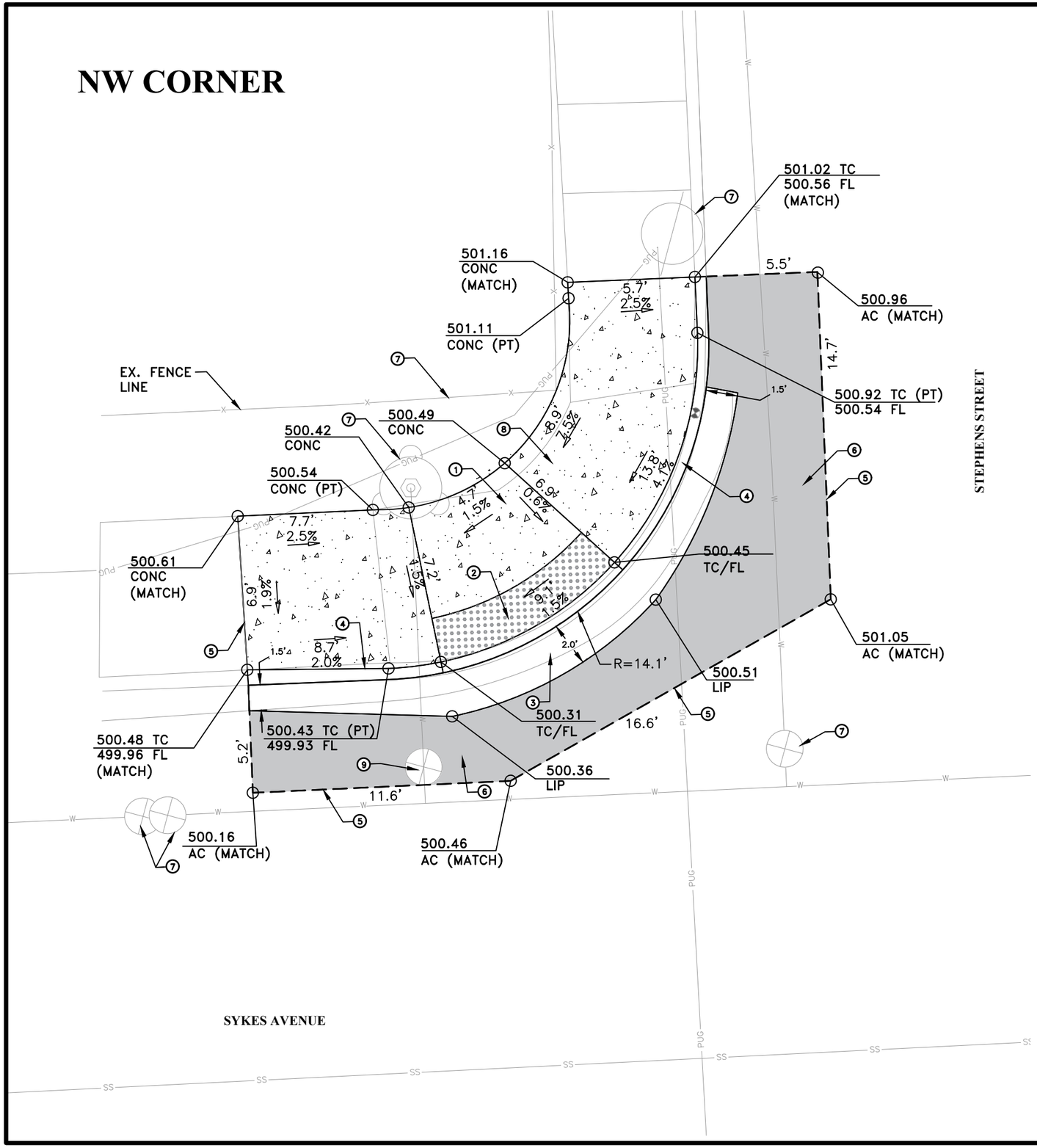

KEYED NOTES

1. CONSTRUCT CURB RAMP PER DETAILS RD920 AND RD938
2. INSTALL YELLOW DETECTABLE WARNING SURFACE, SEE DETAILS RD902 AND RD904
3. CONSTRUCT 2' GUTTER AT CURB RAMP LANDING/THROAT, SEE DETAIL 2/SD1
4. CONSTRUCT TYP. CURB AND GUTTER, SEE DETAIL RD700
5. SAWCUT EXISTING (TYP), LENGTH AS SHOWN
6. RESTORE EXISTING ROADWAY
7. PROTECT IN PLACE
8. REMOVE EXISTING CONCRETE
9. ADJUST WATER VALVE TO FINISH GRADE

0' 2.5' 5' 10'

SCALE: 1"=5'

REGISTERED PROFESSIONAL ENGINEER
81111PE
OREGON
JANUARY 14, 2022
NICHOLAS R. JONES

Digitally signed by Nicholas R. Jones
Date: 2022.02.02 14:17:26 -08'00'

EXPIRES: 06/30/2023

civil
structural
surveying
architecture
planning

i.e. Engineering, inc.
809 SE Pine St
Roseburg, OR
ieengineering.com

City of Roseburg
2022 ADA RAMP REPLACEMENTS
Roseburg

Designer: CPR
Date: 2/1/22
Drafter: ANV
Scale: 1"=5'

ADA IMPROVEMENTS

SHEET NO.
C.14

FINAL ELECTRONIC DOCUMENT
AVAILABLE UPON REQUEST

SW CORNER

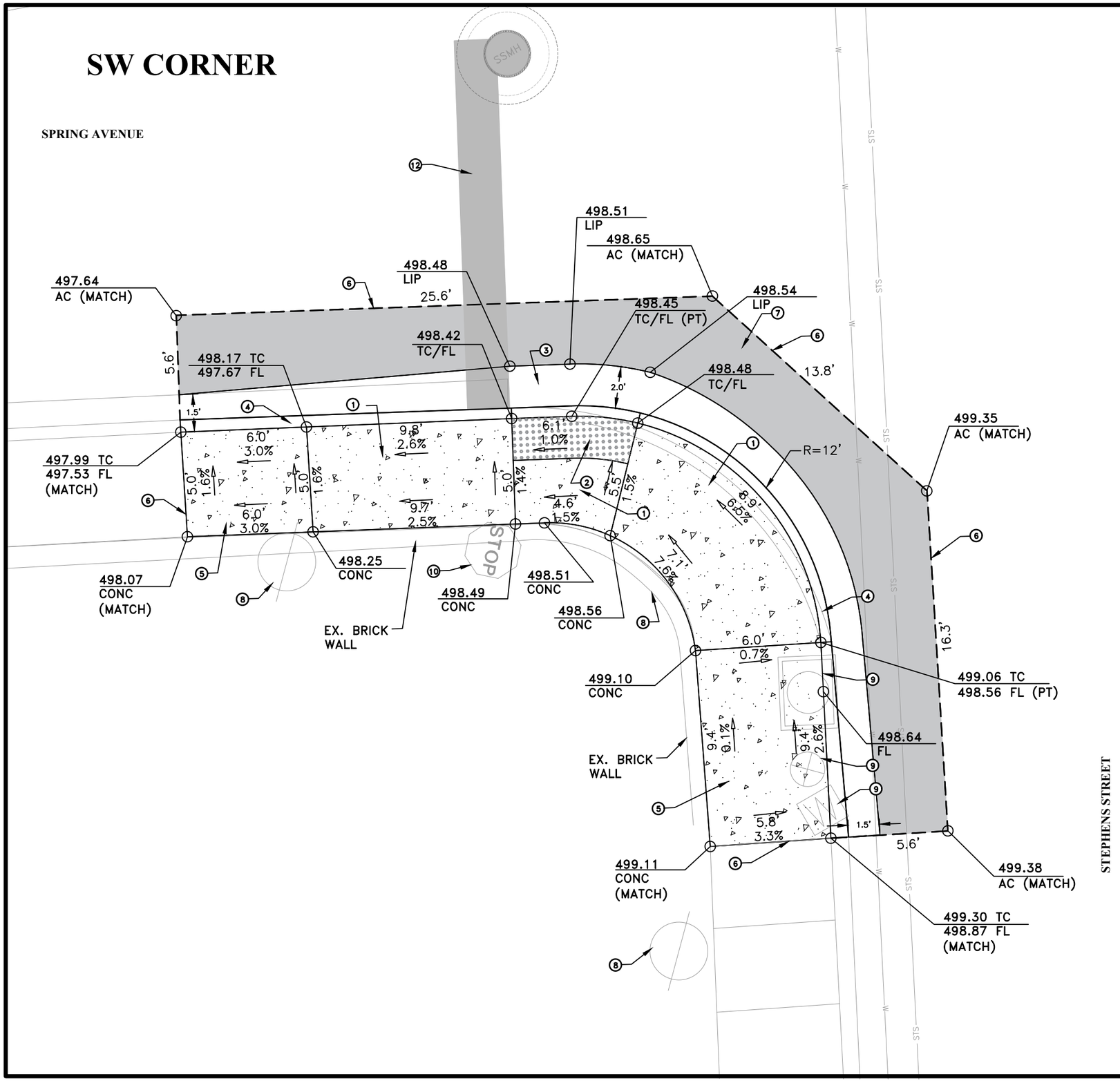

KEYED NOTES

1. CONSTRUCT CURB RAMP PER DETAIL RD920
2. INSTALL YELLOW DETECTABLE WARNING SURFACE, SEE DETAILS RD902 AND RD904
3. CONSTRUCT 2' GUTTER AT CURB RAMP LANDING/THROAT, SEE DETAIL 2/SD1
4. CONSTRUCT TYP. CURB AND GUTTER, SEE DETAIL RD700
5. CONSTRUCT TRANSITION SIDEWALK PANEL, SEE DETAIL RD722
6. SAWCUT EXISTING (TYP), LENGTH AS SHOWN
7. RESTORE EXISTING ROADWAY
8. PROTECT IN PLACE
9. ADJUST WATER VALVE AND WATER METER TO FINISH GRADE
10. REMOVE STOP SIGN AND RETURN TO CITY
11. REMOVE AND REPLACE CONCRETE INLET TYPE CG-3 AND MATCH TO FINISH GRADE. CONTRACTOR TO FIELD VERIFY PIPE INVERT ELEVATION. SEE DETAILS RD339, RD366, RD371, AND RD372
12. INSTALL STOP BAR PER DETAIL TM530

0' 2.5' 5' 10'

SCALE: 1"=5'

REGISTERED PROFESSIONAL ENGINEER
81111PE
OREGON
JANUARY 14, 2022
NICHOLAS R. JONES

Digitally signed by Nicholas R. Jones
Date: 2022.03.02 14:24:35-08'00'

EXPIRES: 06/30/2023

i.e. civil structural surveying architecture planning

i.e. Engineering, inc.
809 SE Pine St
Roseburg, OR
ieengineering.com

City of Roseburg
2022 ADA RAMP REPLACEMENTS
Roseburg

Designer: CPR | Date: 2/1/22
Drafter: ANV | Scale: 1"=5'

ADA IMPROVEMENTS

SHEET NO. C.15

FINAL ELECTRONIC DOCUMENT AVAILABLE UPON REQUEST

NW CORNER

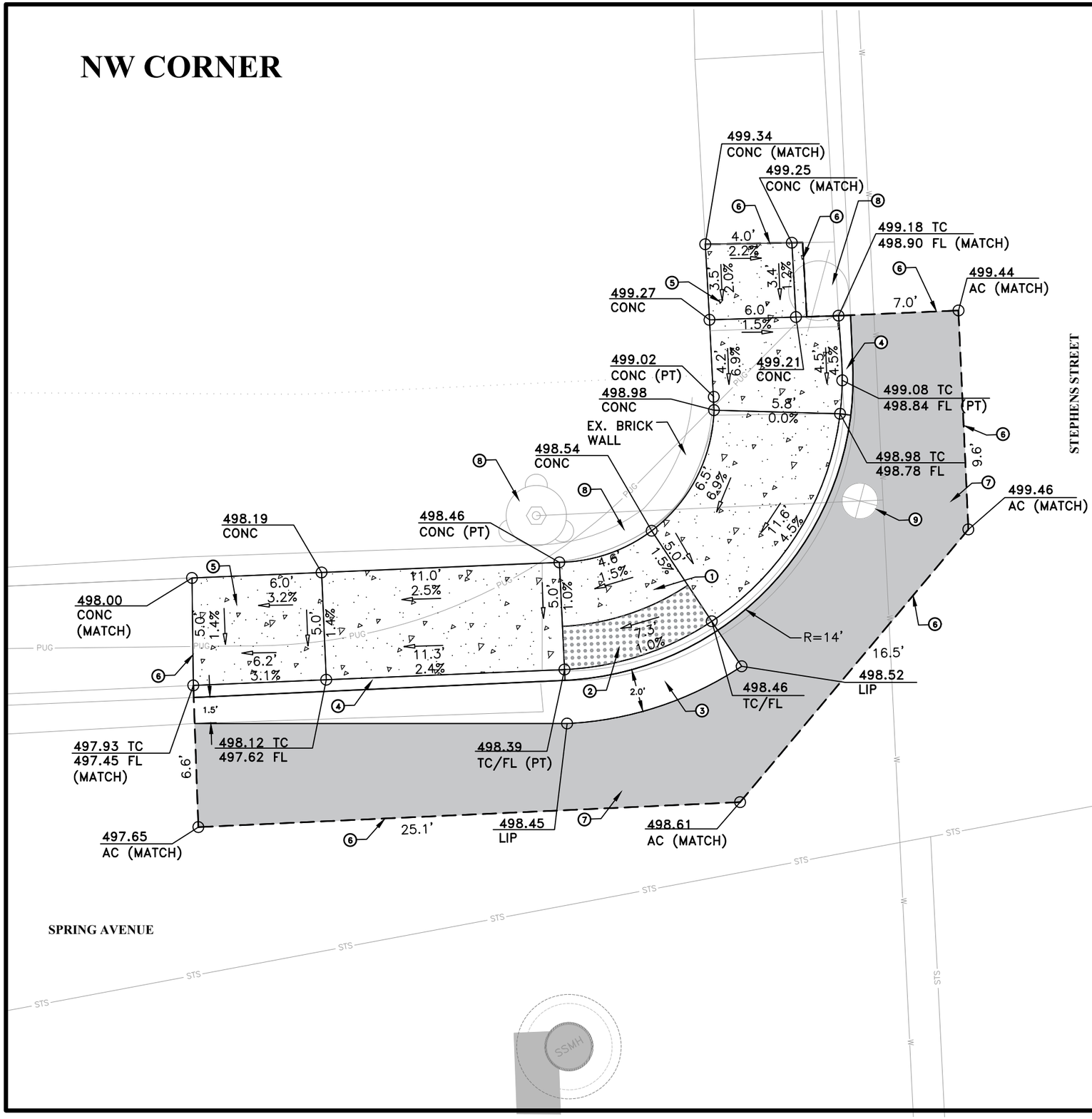

KEYED NOTES

1. CONSTRUCT CURB RAMP PER DETAILS RD920 AND RD938
2. INSTALL YELLOW DETECTABLE WARNING SURFACE, SEE DETAILS RD902 AND RD904
3. CONSTRUCT 2' GUTTER AT CURB RAMP LANDING/THROAT, SEE DETAIL 2/SD1
4. CONSTRUCT TYP. CURB AND GUTTER, SEE DETAIL RD700
5. CONSTRUCT TRANSITION SIDEWALK PANEL, SEE DETAIL RD722
6. SAWCUT EXISTING (TYP), LENGTH AS SHOWN
7. RESTORE EXISTING ROADWAY.
8. PROTECT IN PLACE
9. ADJUST WATER VALVE TO FINISH GRADE

0' 2.5' 5' 10'

SCALE: 1"=5'

REGISTERED PROFESSIONAL ENGINEER 81111PE OREGON JANUARY 14, 2022 NICHOLAS R. JONES

Digitally signed by Nicholas R. Jones
Date: 2022.03.02 14:14:08 -08'00'

EXPIRES: 06/30/2023

FINAL ELECTRONIC DOCUMENT
AVAILABLE UPON REQUEST

i.e. civil structural surveying architecture planning

i.e. Engineering, inc.
809 SE Pine St
Roseburg, OR
ieengineering.com

City of Roseburg
2022 ADA RAMP REPLACEMENTS
Roseburg

Designer: CPR | Date: 2/1/22
Drafter: ANV | Scale: 1"=5'

ADA IMPROVEMENTS

SHEET NO. C.16

SIDEWALK RAMP GENERAL NOTES

1. CONTRACTOR SHALL BE RESPONSIBLE FOR MEETING ALL AMERICANS WITH DISABILITIES (ADA) REQUIREMENTS AS DEFINED BY THE PUBLIC RIGHTS-OF-WAY ACCESSIBILITY GUIDELINES (PROWAG). DETAILS AND DIMENSIONS SHOWN ARE APPROXIMATE ONLY AND INTENDED AS A GUIDE FOR INITIAL LAYOUT PURPOSES ONLY AND ARE NOT COMPLETE. CONTRACTOR SHALL TAKE ALL NECESSARY FIELD MEASUREMENTS AND OTHERWISE VERIFY ALL DIMENSIONS TO MEET ADA REQUIREMENTS. SHOULD ANY ERROR OR INCONSISTENCY EXIST, THE CONTRACTOR SHALL NOT PROCEED WITH THE WORK AFFECTED UNTIL REPORTED TO THE ENGINEER FOR CLARIFICATION OR CORRECTION.

2. COMPLETE SIDEWALK CONSTRUCTION PRIOR TO FINAL PAVING OF STREET.

3. ALL SURVEY AND STAKING NECESSARY FOR CONSTRUCTION SHALL BE PROVIDED BY THE CONTRACTOR. THE CONTRACTOR SHALL DEVELOP AND MAKE ALL DETAIL SURVEYS NECESSARY FOR LAYOUT AND CONSTRUCTION. COMPLETE ALL SURVEY STAKING AS NEEDED USING INFORMATION CONTAINED IN THE PLANS AND ADJUSTED AS NECESSARY TO MEET ADA REQUIREMENTS. ADDITIONAL INFORMATION OR CLARIFICATION BY THE ENGINEER MAY BE AVAILABLE UPON REQUEST, BUT IS NOT GUARANTEED. SURVEYED FIELD LAYOUT SHALL BE REVIEWED BY THE ENGINEER PRIOR TO DEMOLITION AND AGAIN PRIOR TO CONCRETE PLACEMENT.

4. THE MAXIMUM CLOSURE TIME FOR ANY SINGLE CURB RAMP SHALL BE 10 CALENDAR DAYS. SUBMIT TRAFFIC CONTROL PLAN AND PEDESTRIAN DETOUR PLAN FOR RAMP CLOSURES. PLAN SHALL INCLUDE, BUT IS NOT LIMITED TO, WORK AREA PROTECTION, SIDEWALK CLOSURES AND DETOURS.

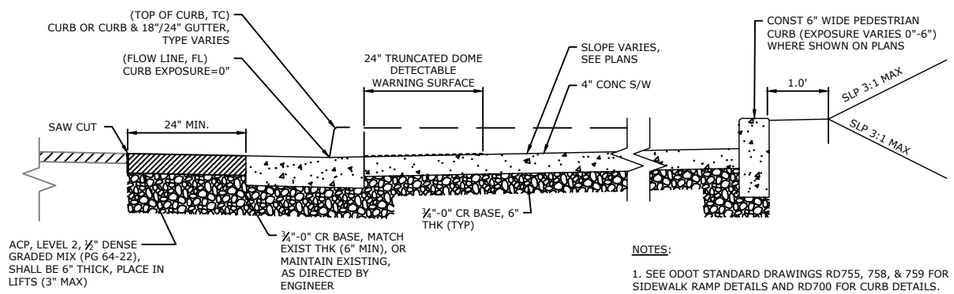

NOTES:

1. SEE ODOT STANDARD DRAWINGS RD755, 758, & 759 FOR SIDEWALK RAMP DETAILS AND RD700 FOR CURB DETAILS.

2. TOOLED JOINTS ARE REQUIRED AT ALL SIDEWALK RAMP SLOPE BREAK LINES.

TYPICAL SIDEWALK RAMP REPLACEMENT SECTION
SCALE: NTS

1 / SD1

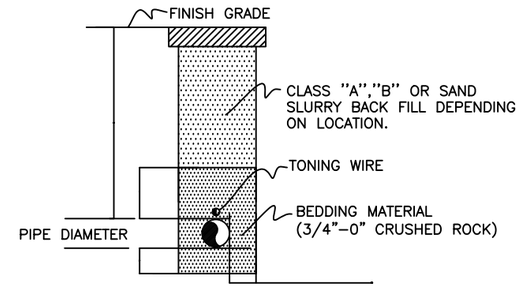

TYPICAL STORM LINE TRENCH DETAIL

5 / SD1

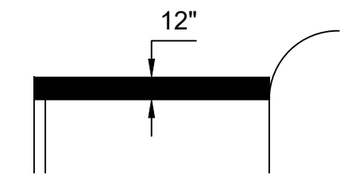

Stop bar - Shall be thermoplastic pavement marking material.

STOP BAR
1' white bar

Install per std dwg TM530.

6 / SD1

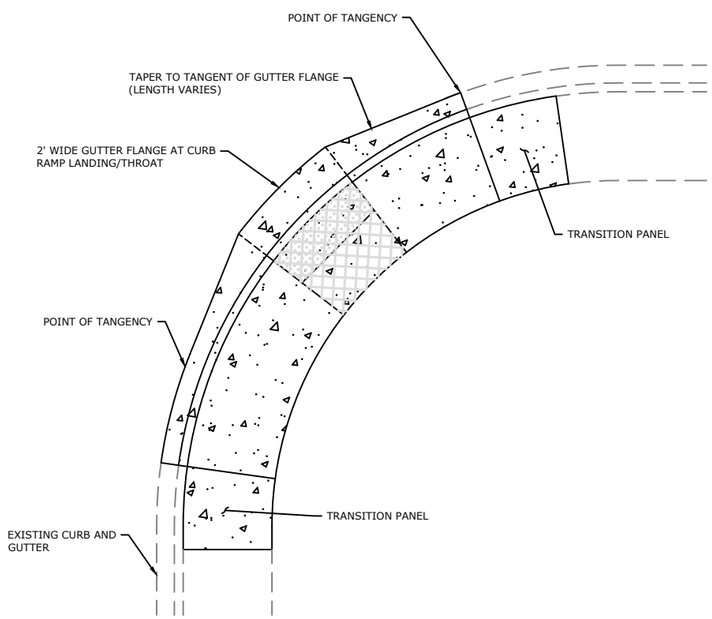

2' GUTTER AT CURB RAMP LANDING/THROAT
SCALE: NTS

2 / SD1

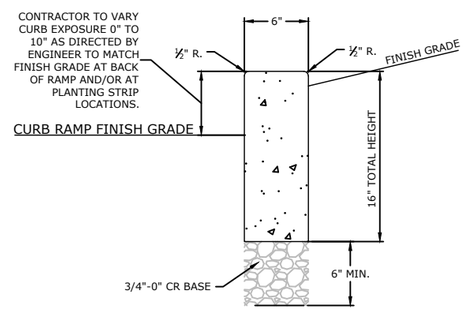

PEDESTRIAN CURB
SCALE: NTS

3 / SD1

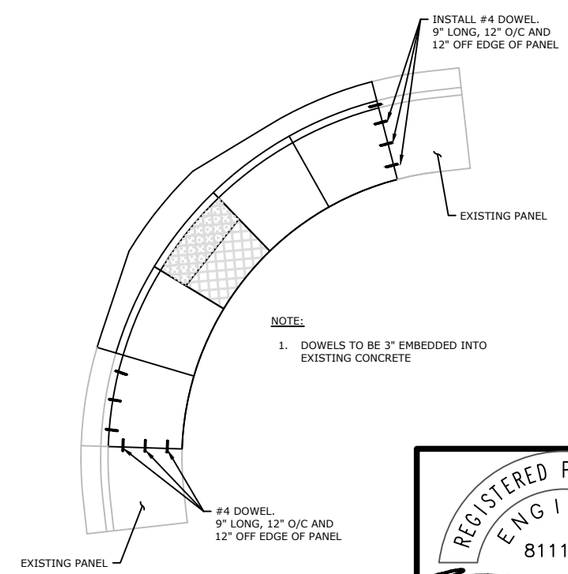

NOTE:

1. DOWELS TO BE 3" EMBEDDED INTO EXISTING CONCRETE

DOWELING DETAIL
SCALE: NTS

4 / SD1

REGISTERED PROFESSIONAL ENGINEER
81111PE
OREGON
JANUARY 14, 2022
NICHOLAS R. JONES

Digitally signed by Nicholas R. Jones
Date: 2022.03.02 14:21:52 -08'00'

EXPIRES: 06/30/2023

FINAL ELECTRONIC DOCUMENT AVAILABLE UPON REQUEST

i.e. civil structural surveying architecture planning

i.e. Engineering, inc.
809 SE Pine St
Roseburg, OR
ieengineering.com

City of Roseburg
2022 ADA RAMP REPLACEMENTS
Roseburg

Designer: CPR	Date: 2/1/22
Drafter: ANV	Scale: N/A

STANDARD DETAILS

SHEET NO. SD.1