

2025 Oregon Public Library Statistical Report

2025 Oregon Public Library Statistical Report

City of Roseburg

Kris Wiley
1409 NE Diamond Lake Blvd., Ste. 100
Roseburg, OR 97470

kwiley@roseburgor.gov
O: 541-492-7050

Kris Wiley

kwiley@roseburgor.gov
O: 541-492-7051

Application Form

Part 1 - General Information

Question 111 Was there a (geographic) boundary change in the legal service area in the last year?*

Examples of boundary changes include:

- a municipality, county, or district annexes land
- when one municipality in a county becomes either an independent city or its own county necessitating its exclusion from the first county's geography
- an administrative entity contracts to provide public library service for some additional geographic area other than the geographic area for which it was established (e.g., a municipal library contracts to serve county residents)

No

Question 113 New branches, bookmobiles, or change of location?*

Has your library or any of its branches moved location (or otherwise changed physical address), *OR* did your library open a new branch or bookmobile during the last fiscal year?

No

Question 118 Registered Users*

7779

Question 119 Registered Users Added*

1536

Part 2 - Staff & Volunteers

Question 201 Librarians with ALA/MLS (in FTE)*

Include all Librarian positions at your library for which a Master's of Library Science degree (or equivalent) is a requirement or an expectation for the position.

Note: 1.0 FTE = 1 position at 40 hours per week (on average). For example, one position that is budgeted for 30 hours per week = $1 \times (30/40) = 0.75$ FTE.

1

Question 203 Total Librarians (in FTE)*

Include all librarians (as FTE) working at your library here regardless of a MLS requirement, and *including* all FTE reported in Question 201 above.

Note: 1.0 FTE = 1 position at 40 hours per week (on average). For example, one position that is budgeted for 30 hours per week = $1 \times (30/40) = 0.75$ FTE.

2

Question 204 All other paid staff (in FTE)*

Include all other library staff not reported in Questions 201 or 203 above.

Note: 1.0 FTE = 1 position at 40 hours per week (on average). For example, one position that is budgeted for 30 hours per week = $1 \times (30/40) = 0.75$ FTE.

2

FTE Staffing Notes

If any of your FTE numbers in Questions 201, 203, or 204 have changed since last year's report, please provide a brief explanation.

Added 1 10-hour/week staff member (0.25 FTE)

Question 206 Total number of volunteers (individuals)*

23

Question 207 Total volunteer hours*

1173

Question 209 Friends of the Library*

Yes

Question 210 Library Foundation*

No

Question 211 Number of full-time permanent positions (37.5 hours/week or more)*

Report the number of permanent positions (individual positions, *not* FTE) budgeted at your library scheduled for 37.5 hours per week or more (on average). Include any currently vacant full-time positions. *Permanent* in this context refers to any position that is not specifically identified as temporary or on-call.

2

Question 212 Number of part-time permanent positions between 20 and 37.5 hours/week*

Report the number of permanent positions (individual positions, *not* FTE) budgeted at your library scheduled between 20 and 37.49 hours per week (on average). Include any currently vacant full-time positions. *Permanent* in this context refers to any position that is not specifically identified as temporary or on-call.

1

Question 213 Number of part-time permanent positions (less than 20 hours/week)*

Report the number of permanent positions (individual positions, *not* FTE) budgeted at your library scheduled for less than 20 hours per week (on average). Include any currently vacant full-time positions. *Permanent* in this context refers to any position that is not specifically identified as temporary or on-call.

6

Question 214 Number of temporary or on-call positions*

Report the number of temporary or on-call positions your library has. A *Temporary* position could be any limited-duration position (e.g., for grant-funded projects) that is not included in your library's regular staffing budget year-to-year. *On-call* positions are those that do not typically work a set number of hours per week or month.

0

Staffing notes (general)

Optional.

Part 3 - Revenue

Local Government Operating Revenue

Please report your library's operating revenue, broken out by source (city, county, and/or district). Please round to the nearest dollar.

Question 301 City Revenue	\$679,050.00
Question 302 County Revenue	\$0.00
Question 303 District Revenue	\$0.00
Question 304 Total Local Government Revenue	679050

Local Government Operating Revenue Notes

If any local government revenue source has experienced a change from the previous fiscal year +/-10%, please leave a note here.

State Operating Revenue

Please round to the nearest dollar.

Question 305a Ready to Read Grant	\$3,687.00
Question 305b All Other State Revenue (excluding Ready to Read grant)	\$0.00
Question 305 Total State Revenue	3687

Federal Operating Revenue

Please round to the nearest dollar.

Question 306 LSTA Grants	\$0.00
Question 308 All Other Federal Revenue (excluding LSTA Grants)	\$0.00
Question 309 Total Federal Revenue	0

State Operating Revenue Notes

If you have received funding from any Oregon state agency (other than from the State Library) as reported in Question 305b, please describe here. Ready to Read grant revenue will be pre-filled by the State Library.

Federal Operating Revenue Notes

If you have received funding from any federal agency (other than via a LSTA grant from the State Library) as reported in Question 308, please describe here. LSTA grant revenue will be pre-filled by the State Library.

Question 310 Other Operating Revenue*

Report all operating revenue other than that reported on the local, state, and federal lines. Include fines and fees, non-capital monetary gifts and donations from local library foundations, businesses, corporations, or the public, interest from endowments, and grants from private sources. Count fines and fees even if the revenue is passed through to a different unit of government.

Round to the nearest dollar.

\$155,682.00

Capital Revenue

Please report any capital revenue by source in the categories below.
Round to the nearest dollar.

Question 312 Local Government Capital Revenue	\$0.00
Question 313 State Government Capital Revenue	\$0.00
Question 314 Federal Government Capital Revenue	\$0.00
Question 315 Other Capital Revenue	\$0.00
Question 316 Total Capital Revenue	0

Capital Revenue Notes

If you have reported any amounts in Questions 312-315, please provide a brief description of what capital projects are planned or are underway at your library.

Question 320 Local option levy?*



Did your library receive operating funds from a local option levy during this fiscal year? Please answer *Yes* for any levy funding, whether it is specifically for library services or for a number of local services.

No

Question 321 Year levy was established?



If you answered *Yes* to Question 320, please report the year in which the levy was first approved by voters. Format: YYYY.

If you do not have a levy, leave this field blank.

Question 322 Year levy expires?



If you answered *Yes* to Question 320, please report the year that the current levy expires. Format: YYYY.

If you do not have a levy, leave this field blank.

Question 330 Bond measure?*

Does your library currently receive capital funding through a bond measure?

No

Question 331 Bond amount?

If you answered *Yes* to Question 330, what is the original bond amount that was passed (not including interest)?

Question 332 Bond expiration date?

If you answered *Yes* to Question 330, what year does the current bond expire? Please enter the four-digit year.

Part 4 - Expenditures**Staffing Expenditures**

Please round to the nearest dollar.

Question 401 Salaries and Wages	\$280,611.00
Question 402 Employee Benefits	\$162,583.00
Question 403 Total Staff Expenditures	443194

Collections Expenditures

Please round to the nearest dollar.

Question 406 Print materials expenditures	\$52,186.00
Question 407 Electronic materials expenditures	\$28,924.00

Question 408 Other materials expenditures	\$1,527.00
Question 409 Total Collection Expenditures	82637

Question 410a All Other Operating Expenditures*

Round to the nearest dollar.

\$190,913.00

Question 410b Internal service charges

Select all that apply.

Operating Expenditures Notes

Optional

Capital Expenditures

Please round to the nearest dollar.

Question 412 Library Construction Expenditures	\$0.00
Question 413 Capital Equipment Expenditures	\$0.00
Question 414 Other Capital Expenditures	\$0.00
Question 415 Total Capital Expenditures	0

Capital Expenditures Notes

If you reported any capital expenditures in Questions 412-414, please describe.

Part 5 - Collections

Question 501 Print Items*

71728

Question 502 Print Items Added*

3496

Question 503 Physical Audio Items*

2761

Question 504 Physical Audio Items Added*

25

Question 505 Physical Video Items*

3183

Question 506 Physical Video Items Added*

86

Question 507 Other Physical Library Materials*

12

Question 508 Other Physical Library Materials Added*

0

Question 533a Number of Physical Spanish language items*

Please report the total number of *physical* items in the library's collection in Spanish. This should include all physical material types (print, audio, video).

1168

Question 533b Number of Digital Spanish language items*

Please report the total number of *digital* items in the library's collection in Spanish. This should include all digital material types (e-books, audio, video).

4964

Collections notes

Optional.

Part 6 - Circulation & Collection Use

Physical Item Circulation

For Questions 609-619, please report on the circulation of *physical* materials only.

Question 609 Automatic Renewal of Physical Materials*

Does your library automatically renew physical materials?

Yes

Question 610 First time Circulation of Adult Materials*

If your library does not differentiate materials circulation between age categories, enter **-1** here and report the total first-time circulation and renewals in Questions 618 and 619 respectively.

28956

Question 611 Renewals of Adult Materials*

If your library does not differentiate materials circulation between age categories, enter **-1** here and report the total first-time circulation and renewals in Questions 618 and 619 respectively.

18299

Question 612 First time Circulation of Young Adult Materials*

If your library does not differentiate materials circulation between age categories, enter **-1** here and report the total first-time circulation and renewals in Questions 618 and 619 respectively.

4853

Question 613 Renewals of Young Adult Materials*

If your library does not differentiate materials circulation between age categories, enter **-1** here and report the total first-time circulation and renewals in Questions 618 and 619 respectively.

3701

Question 614 First time Circulation of Childrens Materials*

If your library does not differentiate materials circulation between age categories, enter **-1** here and report the total first-time circulation and renewals in Questions 618 and 619 respectively.

38558

Question 615 Renewals of Childrens Materials*

If your library does not differentiate materials circulation between age categories, enter **-1** here and report the total first-time circulation and renewals in Questions 618 and 619 respectively.

26662

Question 616 First time Circulation of Other library materials*

If your library does not differentiate materials circulation, enter **-1** here and report the total first-time circulation and renewals in Questions 618 and 619 respectively.

0

Question 617 Renewals of Other library materials*

If your library does not differentiate materials circulation, enter **-1** here and report the total first-time circulation and renewals in Questions 618 and 619 respectively.

0

Question 618 First time Circulation of Physical Materials not separated into above categories*

3150

Question 619 Renewals of Physical Materials not separated into above categories*

1644



The following four questions essentially replace Questions 630 and 631 in previous Statistical Reports. For all **Oregon Digital Library Consortium (ODLC/Library2Go) member libraries**, the ODLIC Chair will provide you with circulation numbers for each applicable format. These questions should include circulation of both ODLIC and Overdrive Advantage titles, as well as any circulation you may have from other platforms (such as Kanopy, Hoopla, New York Times, for example).

Question 641 - E-book Circulation*

The total circulation of e-books during the reporting period. E-books are the digital equivalent of printed books that may be accessed online from an electronic device. E-books also include e-comics. If unknown, report **-1**.

15352

Question 642 - E-serials Circulation*

The total circulation of e-serials during the reporting period. E-serials are periodic digital publications equivalent to printed newspapers, magazines, and similar media that are viewed as entire issues rather than as single articles returned from a research query. If unknown, report **-1**.

5031

Question 643 - E-audio Circulation*

The total circulation of e-audio during the reporting period. E-audio are digital files of sound only (e.g., audiobooks, music) that may be accessed online from an electronic device. If unknown, report -1.

19348

Question 644 - E-video Circulation*

The total circulation of e-videos during the reporting period. E-videos are digital files of moving visual images (e.g., movies, television shows) with or without sound that may be accessed online from an electronic device. If unknown, report -1.

0

Question 650 Items loaned to other libraries within resource-sharing network*

0

Question 651 Interlibrary Loans - Items Loaned to All Other Libraries*

Number of true ILLs loaned to libraries outside of your shared catalog or resource-sharing network.

0

Question 653 Items borrowed from libraries within resource-sharing network*

0

Question 654 Interlibrary Loans - Items Borrowed from All Other Libraries*

Number of true ILLs borrowed from libraries outside of your shared catalog or resource-sharing network.

0

Question 660 Circulations Made to Non Residents without Charge*

502

Circulation notes

Optional.

Part 7 - Programs & Services

Question 701 Reference Transactions*

If you do not track the number of reference transactions at your library, please enter -1.

6656

Question 701b Reference Transactions Reporting Method*

Estimate (we use a sampling method)

Question 702 Does your library offer digital literacy instruction sessions?*



Please report *Yes* if your library provides digital literacy instructional sessions that are:

- ☐ at least 15 minutes in duration; and
- ☐ scheduled (by appointment), one-on-one technical assistance in using a device, an application; or
- ☐ other online service as well as formal instruction by way of workshops, classes, etc.

Please report *Yes* if sessions enhance digital literacy skills in the areas of:

- ☐ basic computer skills
- ☐ navigating the Internet
- ☐ using email
- ☐ essential software skills in the areas of word processing, spreadsheets, and presentations
- ☐ Internet safety and privacy
- ☐ using social media.

Please do not count informal reference or informational transactions that only focus on the use of library services or online resources.

No

Question 711 Meeting Room Usage*

1016

Question 712 Does your library provide a Summer Reading Program*

Yes

Question 751 Live Program Sessions for Children Ages 0 to 5*

A program session targeted at children ages 0-5 is any planned event for which the primary audience is infants, toddlers, or preschool-age children.

81

Question 752 Attendance at Live Programs for Children Ages 0 to 5*

The count of the audience at all program sessions for which the primary audience is children ages 0 to 5 years. Please count all attendees of these program sessions regardless of age.

2083

Question 753 Live Program Sessions for Children Ages 6 to 11*

A program session targeted at children ages 6-11 is any planned event for which the primary audience is elementary-school-age children.

86

Question 754 Attendance at Live Programs for Children Ages 6 to 11*

The count of the audience at all program sessions for which the primary audience is children ages 6 to 11 years. Please count all attendees of these program sessions regardless of age.

4601

Question 755 Live Program Sessions for Young Adults Ages 12 to 18*

A young adult program session is any planned event for which the primary audience is young adults ages 12 to 18 years.

37

Question 756 Attendance at Live Programs for Young Adults Ages 12 to 18*

The count of the audience at all program sessions for which the primary audience is young adults ages 12 to 18 years. Please count all attendees of these program sessions regardless of age.

402

Question 757 Live Program Sessions for Adults Age 19 or Older*

An adult program session is any planned event for which the primary audience is adults age 19 or older.

25

Question 758 Attendance at Live Programs for Adults Age 19 or Older*

The count of the audience at all program sessions for which the primary audience is adults age 19 or older. Please count all attendees of these program sessions regardless of age.

414

Question 759 Live General Interest Program Sessions*

A general interest program session is any planned event that is appropriate for any age group or multiple age groups.

11

Question 760 Attendance at Live General Interest Programs*

The count of the audience at program sessions that are appropriate for any age group or multiple age groups. Please count all attendees of these program sessions regardless of age.

995

Question 765 Number of Live, Virtual Program Sessions*

A synchronous (live) virtual program session is any planned event that is streamed virtually and can be viewed live as it progresses (i.e., live-streaming).

15

Question 766 Live, Virtual Program Attendance*

The count of live attendance at virtual program sessions.

101

Question 767 Total Number of Recorded Program Presentations*

An asynchronous program presentation is any recording of program content that cannot be viewed live as it unfolds (i.e., on-demand streaming).

0

Question 768 Total Views of Recorded Program Presentations within 30 days*

The count of views of asynchronous program presentations for a period of 30 days the presentation was posted, even if that period extends beyond the survey reporting period (or fiscal year).

0

Question 780 Number of self-directed activities

Optional. Estimates are fine. Please report the number of self-directed activities your library created throughout the year. Self-directed activities are program-like activities the library produces that do not necessitate direct staff interaction with patrons in real time. Report activities aimed at any age group. Activities can be onsite at the library, or elsewhere in the community. These may include, but are not limited to:

- Take-&-make kits
- Passive programs
- White board, magnetic poetry, and/or sticky-note prompts (for example, Question of the Week)
- Guessing jars
- Crafting corners
- Games and puzzles

- Scavenger hunts

39

Question 781 Number of participants in self-directed activities.

Optional. Please report the approximate number of patrons participating in self-directed activities. Estimates are totally OKAY. For take-&-make kits, assume a 1-kit to 1-participant ratio, unless activities were designed for families/multi-generational interaction.

4932

Programs & Services Notes

Optional.

Part 8 - Technology & Facilities

Question 801 Number of Sessions of Public Internet Computers and Devices*

If you do not track the number of public computer sessions at your library, please enter -1.

5862

Question 801b Reporting Method for total number of Internet computer sessions*

Actual count (we track each transaction as it happens)

Question 802 Number of Public Internet Computers and Devices*

16

Question 803 Tell us about your library WiFi*

Wi-Fi extends outside building (left on through evening hours after library closes)

Question 804 Wireless Sessions*


If you do not track the number of Wi-Fi sessions at your library, please enter -1.

3146

Question 804b Reporting Method for Wireless Sessions*

Actual count (we track each transaction as it happens)


Question 805a Advertised Internet Download Speed*



Please report the top download speeds available to your library *as advertised by your Internet Service Provider* with your service plan (please report in Mbps).

100.00

Question 806a Advertised Internet Upload Speed*



Please report the top upload speeds available to your library *as advertised by your Internet Service Provider* with your service plan (please report in Mbps).

100.00

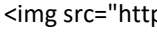
Question 805t Type of Internet Connection*



Please select the type of Internet service connection at your library. If you are unsure, please select *Other* and leave a note at the end of Part 8 in *Technology & Facilities Notes*. For multi-branch systems, please report the connection type for the main/central library here as applicable.

Fiber

Question 830 Does your library circulate devices for use outside of the library?*

 Please report whether your library circulates computers/tablets/devices to patrons for use outside of the library building. Please include device that can be used to establish a connection to the Internet (hotspot or phone) or can be used to access digital information or online services (tablet, laptop, phone).

No

Question 807 Name of Shared ILS Consortium*

NONE

Question 808 Name of Integrated Library System (ILS) product*

Biblionix

Library Open Hours

Using a typical week, please report the number of open hours scheduled at your library. For libraries with multiple outlets, please report a typical week of hours at your central or main location.

Please separate the number of hours by:

- Weekday (Monday - Friday) daytime hours (before 5pm)
- Weekday (Monday - Friday) evening hours (after 5pm)
- Weekend (Saturday - Sunday) daytime hours (before 5pm)
- Weekend (Saturday - Sunday) evening hours (after 5pm)

Please round all hours reported to whole numbers.

Question 810 - Weekday Daytime Open Hours (open-5pm)	25
Question 811 - Weekday Evening Open Hours (5pm-close)	5
Question 812 - Weekend Daytime Open Hours (open-5pm)	4
Question 813 - Weekend Evening Open Hours (5pm-close)	0
Question 814 - Total Open Hours in a Typical Week	34

Question 815 Number of Weeks Library Was Open*

For multi-outlet libraries, report only the weeks open for the main/central branch.

52

Question 816 Total Number of Open Hours*

For multi-outlet libraries, report only the total hours for the main or central library.

1724

Question 817 Library Visits*

If you do not track the number of library visits, please enter -1.

75765

Question 817b Library Visits Reporting Method*

Actual count (we track each visit as it happens)

Question 822 Date of Most Recent Structural Remodel of Building*

Please enter the year of your library's most recent structural remodel. For multi-outlet libraries, report on the main/central branch. If unknown, report 0000.

2018

Question 825 Are you planning for a major capital project?*

Is your library currently planning to build a new building, or to undertake a significant renovation of an existing building? If both (for multi-outlet systems), please select *Yes - Both*.

No

Change in Square Footage?*

Did any of your library's facilities gain or loose square footage during this period?

No

Technology & Facilities notes

Optional.

wifi stats were from August 2024 through June 2025

Part 9 - Fines, Fees, & Salary Survey

Question 901 Overdue Fines for Adult Materials*

Does your library charge overdue fines on adult materials?

No

Question 902 Overdue Fines for Childrens Materials*

Does your library charge overdue fines on children's materials?

No

Question 903 Overdue Fines for Young Adult Materials*

Does your library charge overdue fines on materials for young adults (YA)?

No

Question 904 Notes on fines**Question 905 Fee for Interlibrary Loans***

We don't offer ILL at our library

Question 906 Annual fee for nonresident patrons*

\$60.00

Question 950 Director Hourly Salary Low

Please report the bottom of the salary range as an hourly equivalent (annual salary / 2,080 hours = hourly wage) or (monthly salary x 12 months / 2,080 = hourly wage).

\$56.30

Question 951 Director Hourly Salary High

Please report the top of the salary range as an hourly equivalent (annual salary / 2,080 hours = hourly wage) or (monthly salary x 12 months / 2,080 = hourly wage).

\$72.07

Question 952 Supervisory Librarian Hourly Salary Low

Please report the bottom of the salary range as an hourly equivalent (annual salary / 2,080 hours = hourly wage) or (monthly salary x 12 months / 2,080 = hourly wage).

\$31.42

Question 953 Supervisory Librarian Hourly Salary High

Please report the top of the salary range as an hourly equivalent (annual salary / 2,080 hours = hourly wage) or (monthly salary x 12 months / 2,080 = hourly wage).

\$40.10

Question 954 Non Supervisory Librarian Hourly Salary Low

Please report the bottom of the salary range as an hourly equivalent (annual salary / 2,080 hours = hourly wage) or (monthly salary x 12 months / 2,080 = hourly wage).

Question 955 Non Supervisory Librarian Hourly Salary High

Please report the top of the salary range as an hourly equivalent (annual salary / 2,080 hours = hourly wage) or (monthly salary x 12 months / 2,080 = hourly wage).

Question 956 Library Assistant Hourly Salary Low

Please report the bottom of the salary range as an hourly equivalent (annual salary / 2,080 hours = hourly wage) or (monthly salary x 12 months / 2,080 = hourly wage).

\$23.45

Question 957 Library Assistant Hourly Salary High

Please report the top of the salary range as an hourly equivalent (annual salary / 2,080 hours = hourly wage) or (monthly salary x 12 months / 2,080 = hourly wage).

\$29.93

Question 958 Library Clerk Hourly Salary Low

Please report the bottom of the salary range as an hourly equivalent (annual salary / 2,080 hours = hourly wage) or (monthly salary x 12 months / 2,080 = hourly wage).

\$17.64

Question 959 Library Clerk Hourly Salary High

Please report the top of the salary range as an hourly equivalent (annual salary / 2,080 hours = hourly wage) or (monthly salary x 12 months / 2,080 = hourly wage).

\$17.64

Part 10 - Admin Information & Policies

Question 1001 Population Served

Completed by the State Library.

23876

The following **Questions 1009 - 1013** are required and will be used to help determine whether your library meets the Minimum Conditions for Public Libraries in Oregon as established by HB2243. For more information on these minimum conditions, please [refer to this guide](#).

Question 1009 The Webpage with the Link to Statewide Gale Resources*

Please include the URL [on your library's website](#) that links to the statewide databases provided by the State Library.

<https://infotrac.galegroup.com/itweb/roseburgpl>

Question 1011 The Webpage with the Link to Your Library's Collection Management Policy*

Please include the URL [on your library's website](#) where this policy is publicly posted, or the URL from your library's website which links to a centrally hosted, publicly accessible policy document.

<https://www.cityofroseburg.org/storage/app/media/LIB/librarpolicies/2021collectionpolicy.pdf>

Question 1012 The Webpage with the Link to Your Library's Circulation Policy*

Please include the URL [on your library's website](#) where this policy is publicly posted, or the URL from your library's website which links to a centrally hosted, publicly accessible policy document.

<https://www.cityofroseburg.org/storage/app/media/LIB/librarpolicies/2207circulationpolicy.pdf>

Question 1013 The Webpage with the Link to Your Library's Patron Confidentiality Policy*

Please include the URL [on your library's website](#) where this policy is publicly posted, or the URL from your library's website which links to a centrally hosted, publicly accessible policy document.

<https://www.cityofroseburg.org/storage/app/media/LIB/librarpolicies/privacypolicy.pdf>

Policies notes

Optional.

Reporting Burden / Branch and Bookmobile Report

Branches/Bookmobiles

If your library has a bookmobile and/or multiple branches, please click on the 'globe' icon or copy & paste this URL to complete the data needed for each branch/bookmobile.

If this field is blank, your library only has one service location and you can ignore this question!

Reporting Burden (in hours)*

Please report the total number of hours spent collecting and reporting this data for your library. Include all staff and/or volunteer time involved, as well as any time spent throughout the year compiling these statistics. Round to the nearest hour.

8

File Attachment Summary

Applicant File Uploads

No files were uploaded